



**MEMORANDUM**

**DATE:** Feb. 21, 2025  
**TO:** The Honorable Mayor Hudspeth and Council Members  
**FROM:** Sara Hensley, City Manager  
**SUBJECT:** Friday Staff Report

**Upcoming Meetings**

- A. Public Utilities Board on **Monday, February 24, 2025**, at **9:00 a.m.** in the City Council Work Session Room.
- B. Development Code Review Committee on **Monday, February 24, 2025**, at **3:00 p.m.** at the Development Service Center.
- C. **CANCELLED** - Zoning Board of Adjustment on **Monday, February 24, 2025**, at **5:30 p.m.** at the Development Service Center.
- D. Mobility Committee on **Wednesday, February 26, 2025**, at **10:00 a.m.** in the City Council Work Session Room.
- E. Planning and Zoning Commission on **Wednesday, February 26, 2025**, at **5:00 p.m.** in the City Council Work Session Room & Council Chambers.
- F. Sustainability Framework Advisory Committee on **Friday, February 28, 2025**, at **1:00 p.m.** in the City Council Work Session Room.

Please check the City of Denton website for final meeting days and times as information is subject to change after the Friday Report is published. [Public Meetings & Agendas | Denton, TX \(civicplus.com\)](https://www.denton-tx.com/civicplus)

**OUR CORE VALUES**

Inclusion • Collaboration • Quality Service • Strategic Focus • Fiscal Responsibility

## General Information & Status Updates

- A. Notice of Prescribed Burns – The Denton Fire Department (DFD) is planning to conduct prescribed wildfire burns of the wildflower prairies at the Clear Creek Natural Heritage Center (CCNHC) on Monday, Feb. 24., and at North Lakes Park on Tuesday, Feb. 25. These prescribed burns will be 10 acres and will help enhance habitat diversity, increase the growth of forbs (herbaceous flowering plants) by suppressing non-native grass growth, improve soil nutrients, promote beneficial wildflower pollinators' growth, and increase soil moisture filtration. The burns will be conducted by the DFDs wildfire team, in close coordination with City Parks, CCNHC, and Animal Services. Information will be posted on social media platforms and Nextdoor in the days leading up to the burns and the day of each burn. Weather conditions will be taken into consideration before the burns. Staff contact: David Boots, Fire



*Figure 1 Clear Creek Prescribed Burn 2024*




*Figure 2 Clear Creek Wildfires Post Burn 2024*

- B. Mayor's Pet Spotlight – Genesis is an almost four-year-old American Pit Bull Terrier eagerly seeking a forever home. She is highly social and thrives on human interaction, often jumping up to greet you enthusiastically. She loves toys and is motivated by food, making training sessions fun and rewarding.

Genesis has been in the shelter for over 100 days, and it is time for her to find a permanent home. While she tends to be dominant with other dogs, an ideal situation would be a home without other pets or with experienced handlers. The shelter environment has led to some kennel reactivity, so changing surroundings could greatly benefit her mental well-being.

Your support in fostering or adopting Genesis will make a significant difference by providing her with the stability and care she needs. Please contact Denton Animal Services by phone at (940) 349-7594 or via email at [Animal.Services@cityofdenton.com](mailto:Animal.Services@cityofdenton.com). Staff contact: Bailey Coleson, Animal Services





**Responses to Council Member Requests for Information**

- A. Outreach and Shelter Services – On Jan. 22, Council Member Byrd requested an update on the City's efforts to help persons experiencing homelessness, particularly during cold weather. The City is actively reviewing its outreach and shelter services. This review includes current policies, procedures, and practices. A Council work session to discuss the findings is scheduled for April 15. Staff Contact: Christine Taylor, City Manager’s Office
  
- B. Cricket Field Access – On Feb. 14, Mayor Hudspeth shared an inquiry from a community member regarding the City’s cricket field schedule. Staff contacted the community member and shared the field availability and scheduling process. Staff contact: Rameir Martin, Parks and Recreation
  
- C. Stormwater Drainage – On Feb. 17, Council Member Beck shared an inquiry from residents regarding the maintenance of the stormwater drainage basin at Hercules Street and Sherman Drive. The basin is owned and maintained by the Homeowners Association (HOA). The City enforces the requirement of the HOA to maintain the stormwater detention basin. The basin is designed to remain dry until a rain event and then slowly release the drainage to mitigate downstream impacts. Staff contact: Stephen Gay, Water Utilities
  
- D. Water and Wastewater Impact Fees – On Feb. 20, Council Member McGee inquired about the timeline for learning more about water and wastewater impact fees. A public hearing is tentatively scheduled for March 25, 2025, and final consideration on April 1. All other water and wastewater fees will be presented in August during the Budget Workshop. Staff contact: Stephen Gay, Water Utilities

**Informal Staff Reports**

- A. 2025-033 Housing Data Presentation to the Planning and Zoning Commission.....5
- B. 2025-034 Annual Debt Summary Report.....31

**Upcoming Community Events and Public Meetings**

Please visit the City of Denton [website](#) for upcoming community events and details.

**Information**

- A. Council Requests for Information .....63
- B. Public Meetings Calendar .....65
- C. Future Work Session Items .....69
- D. Street Closure Report .....70

---

## INFORMAL STAFF REPORT TO MAYOR AND CITY COUNCIL

**SUBJECT:**

Housing Data Presentation to the Planning and Zoning Commission

**BACKGROUND:**

On Wednesday, December 11, 2024, the Planning and Zoning Commission received a work session report regarding residential development and rental housing to provide a more complete view of the City's housing supply and development.

An updated presentation was presented to the Commission at the February 12, 2025, meeting to address an error in the data for multifamily unit counts in the December 11, 2024, presentation.

**DISCUSSION:**

Following the December 11, 2024, presentation to the Planning and Zoning Commission, staff received a question from a Commissioner regarding the unit counts for multifamily dwellings from 2020 to 2023. Staff reviewed their methodology for calculating housing units in the City and determined that the single-family residential and duplex numbers were correct. However, the multifamily unit count was not. A new methodology for multifamily housing units using Costar, a commercial real estate data source, produced a more accurate number that reflected a 96% increase in multifamily units, compared to the 303% increase presented at the December 11 meeting.

The slides from the February 12, 2025 Planning and Zoning Commission Presentation are attached for review. The changes noted above are further explained on Slide 3 of the presentation, and the data that changed between December and February is noted in red font throughout the presentation.

The following context is helpful when reviewing the housing and population data in the presentation:

- The City's permitting and project data is fluid and changes weekly as permits and certificates of occupancy are issued and project applications are submitted, approved, and/or withdrawn. Therefore, while the data presented offers a good estimate of current development conditions, it is subject to change at any time.
- The Denton 2040 Comprehensive Plan's population and housing projections and staff's analysis in the work session are based on population data from the American Community Survey (ACS). The ACS is an ongoing survey conducted by the U.S. Census Bureau that is updated annually with estimates related to demographics, cultural composition, housing, household composition, education, and employment data and its usage is a best practice when conducting work based in demography.

To view the work session, please visit [Public Meetings & Agendas | Denton, TX](#).

**ATTACHMENTS:**

1. February 12, 2025, Housing Data P&Z Presentation

**STAFF CONTACT:**

Hayley Zagurski, AICP  
Assistance Planning Director  
Hayley.Zagurski@cityofdenton.com  
(940) 349-7785

**REQUESTOR:** Planning and Zoning Commission

**STAFF TIME TO COMPLETE REPORT:** 20 hours

**PARTICIPATING DEPARTMENTS:** Development Services (Planning and Business Services Divisions)

# PZ25-053 Multifamily & Single-Family Housing Data

Hayley Zagurski

Original Planning & Zoning Commission Presentation Date: December 11, 2024

(Agenda ID: PZ24-234)

Updated: February 12, 2025



# Agenda

1. What's Changed
2. City population growth
3. Housing composition
4. Multifamily projects and demand
5. Single-family projects and demand
6. Comparison of current growth and demand
7. Conclusions



# What's Changed

- The 2020 Multifamily unit count used as the basis for the growth and demand calculations in the December presentation was found to be incorrect (4,550 vs. 17,449 units).
- The unit count originally cited was based on pairing the City's permit data with DCAD's certified totals.
  - Apartment complexes that didn't match between the data sets were inadvertently removed from the count, resulting in a much lower number than should have been reported.
  - Since discovering the error, staff has identified a different source to obtain annual multifamily unit counts from (Costar, a commercial real estate data source) and has rerun the calculations.
- No other data presented was affected by this error. This change affects only the following slides:
  - Slides 11 and 12 – Annual multifamily unit count and percent change
  - Slide 15 – 2020 multifamily unit total and percent change
  - Slide 21 – Percent of needs



# Request

- August 28, 2024: P&Z request for written update regarding the number of multifamily projects currently in development.
- September 17, 2024: In preparation for the City Council meeting, Council members inquired about:
  - How close the City is to the anticipated multifamily need called for by 2040 Plan
  - How the City's current rental housing estimates are expected to change in the future

## Notes on the data...

- City permit and project data is fluid and can change weekly as projects are submitted, permits are issued and finalized, etc.
- Population and housing estimates can vary by source – typically rely on Denton County Appraisal District (DCAD) & American Community Survey (US Census ACS).
  - Comprehensive Plan relies on US Census ACS
- Land uses are not tracked the same way by different sources
  - Example:
    - DDC defines multifamily as 5 or more units
    - Permit data considers everything 3 units of more as multifamily (same with DCAD & US Census ACS)



# City Population Growth



File ID: PZ25-053

# Denton Plan 2040 Growth and Demand

**Table 1.2** Population and Housing Growth

Population	Housing Growth
2020 Population (1)	139,869
2020 Household Size (2)	2.41
2020 Total Housing Units (3)	58,085
2040 Population Projection (4)	229,192
2020 – 2040 Population Change (5)	89,323
2040 Housing Demand (6)	37,094
Total Projected 2040 Housing Units (7)	95,179

Source: (1) 2020 US Census, (2) 2020 Population/2020 Total Housing Units, (3) 2020 US Census – Total Housing Units, (4) 2021 City of Denton estimate, (5) 2040 Population Projection – 2020 Population, (6) 2020 – 2040 Population Change/Household Size, (7) 2040 Housing Demand + 2019 Housing Units.

- Comp Plan projections assume a **3.19%** annual growth rate.
- US Census ACS Data:
  - 2023 Population estimate: **158,361**
  - 18,492 person increase (13.2%)
  - Annual growth rate since 2020: **4.41%**
  - Projected 2040 Population at 4.4% growth: **331,369**
    - **73% change** in anticipated 2040 population compared to Comp Plan estimate



# Denton Plan 2040 Growth and Demand

Table 1.3 Residential Demand by Type

	2020 Units (1)	% of 2019 Units (2)	Existing Dev. Residential Area (Ac) (3)	Existing Density (4)	Acres Per Unit (5)	2040 New Units (6)	New Residential Area (Ac) (7)
1 Unit Detached (Residential Single-Family)	31,017	53.4%	15,204	2.04	0.49	19,808	12,137
1 Unit Attached, 2-4 Units, Other (Residential Other)	9,468	16.3%	1,667	5.68	0.18	6,046	1,331
5+ Units (Residential Multi-Family)	17,600	30.3%	1,152	15.28	0.07	11,239	920
<b>Total</b>	58,085	-	18,023	-	-	37,094	14,387

Source: (1) 2020 Total Housing units - 2019 American Community Survey 1 Year Estimates, (2) 2019 American Community Survey 1 Year Estimates, (3) City of Denton GIS, (4) 2020 Units/Existing Dev. Residential Acres, (5) 2040 Population Projection - 2020 Population, (6) 2020 - 2040 Population Change/Household Size, (7) Acres Per Unit x New Units + 25% of Land Area for Roads and Infrastructure.

If we assume continued growth at the current 4.4% rate, these projected needs would increase:

Single Family (detached): **34,278**

Townhome – Fourplex: 10,463

Multifamily: **19,449**



# Growth of Denton's Colleges/Universities

School	2019	2020	2021	2022	2023	4-Year Growth Rate
UNT	39,330	40,796	42,372	44,532	46,940	19%
TWU	13,402	13,800	13,667	12,790	12,679	-5%
NCTC (Denton)	461.00	590	440	458	626	36%
<b>Total</b>	<b>53,193</b>	<b>54,655</b>	<b>56,479</b>	<b>57,780</b>	<b>60,245</b>	<b>13%</b>

# Current Housing Composition



# Housing Totals

	2020		2021		2022		2023	
Housing Type	Units (Total)	Percentage (of total stock)	Units (Total)	Percentage (of total stock)	Units (Total)	Percentage (of total stock)	Units (Total)	Percentage (of total stock)
SFR*	30,943	<b>62.83%</b>	31,461	59.73%	32,298	58.87%	34,090	<b>58.73%</b>
Duplex*	857	1.74%	1,836	3.49%	1,864	3.40%	1,930	3.33%
Multifamily**	<b>17,449</b>	<b>35.43%</b>	<b>19,375</b>	<b>36.78%</b>	<b>20,703</b>	<b>37.73%</b>	<b>22,022</b>	<b>37.94%</b>
Total	36,350	100%	38,537	100%	39,881	100%	42,274	100.00%

Sources:

\*SFR and Duplex: DCAD Annual certified housing data

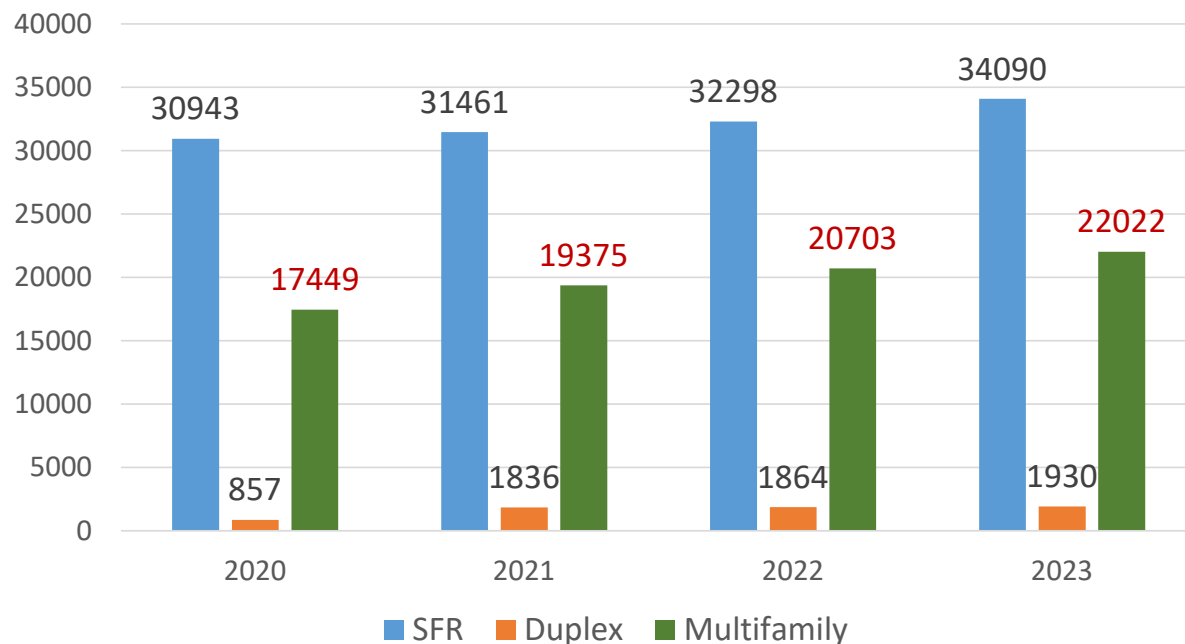
\*\*Multifamily: Costar



# Housing Totals

Increases from 2020 to 2023		
Type	Percent	Units
SFR	10.17%	3147
Duplex	125.20%	1073
Multifamily	26.21%	4573

## Total Housing Units by Type 2020 - 2023



Sources: DCAD Annual certified housing data and Costar



# Overall Rental Data

## Annual Comparison for Denton

Year	Renter Occupied Housing Units
2023	52%
2018	53%
2013	52%
2010*	54%

Source: American Community Survey

\*2010 is the earliest this ACS dataset is published

## 2023 Comparison of College Towns

City (TX)	Renter Occupied Housing Units
San Marcos (TX State)	71%
College Station (TX A&M)	65%
Nacogdoches (Stephen F Austin)	63%
Stephenville (Tarleton State)	54%
Bryan (TX A&M)	53%
<b>Denton (UNT &amp; TWU)</b>	<b>52%</b>
Lubbock (TX Tech)	51%
Waco (Baylor)	49%



# Multifamily Projects and Demands

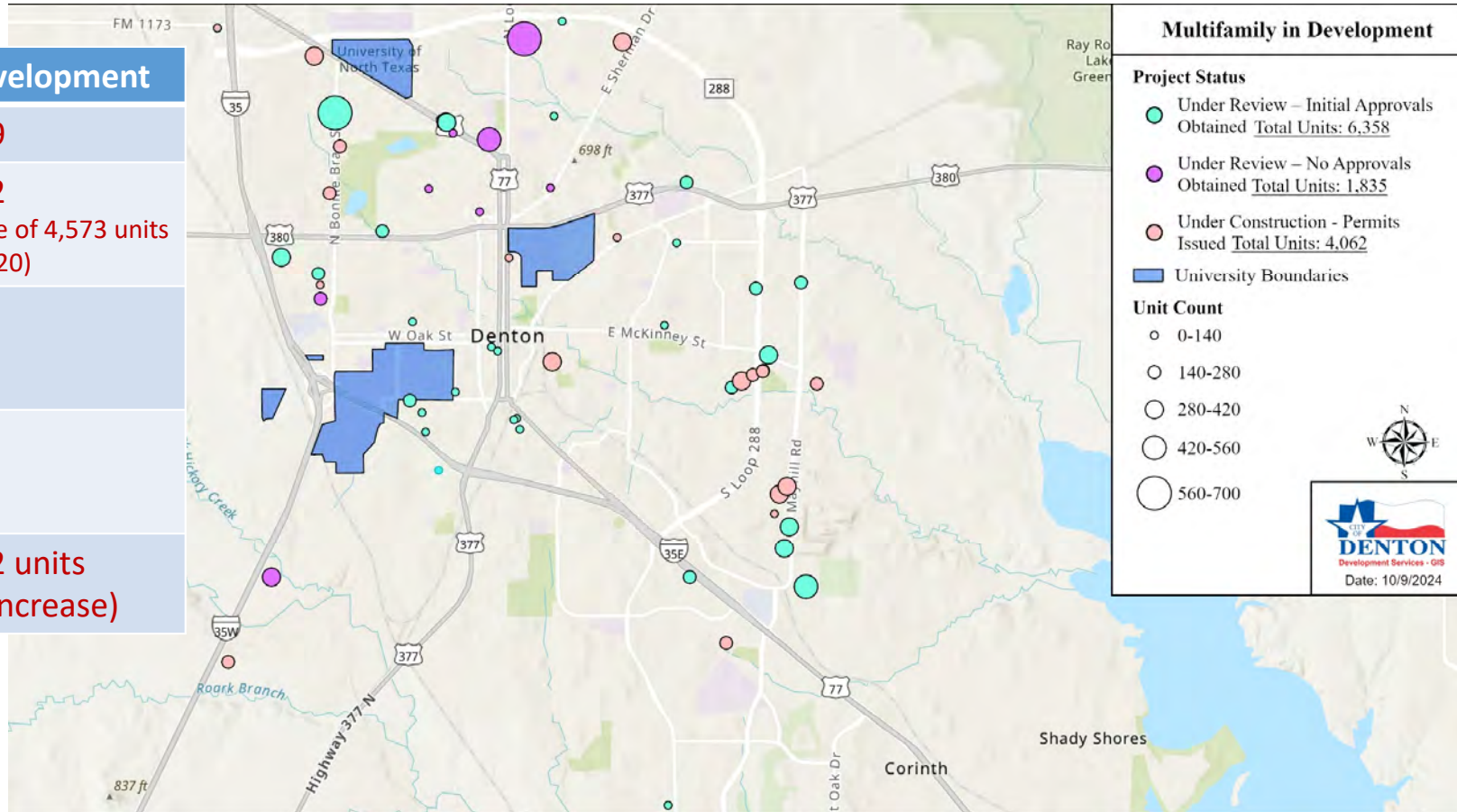


# Multifamily Projects in Development

## Multifamily Units\* in Development

2020 Unit Total**	17,449
2023 Unit Total**	22,022 (increase of 4,573 units from 2020)
Units in construction*** (19 projects as of 10/9/24)	4,062
Units in review*** (40 projects as of 10/9/24)	8,037
Total Increase since 2020	16,672 units (96% Increase)

\*\* Costar Data (slides 10-11)  
 \*\*\* City Permit Data, includes triplexes and fourplexes



# Multifamily Demand Projections

## Estimated Units Needed by 2040

	Based on 3% Growth (Comp Plan)	Based on 4.4% Growth (ACS current rate)
Multifamily (5 or more units/lot)	11,239	<b>19,449</b>
Multifamily, Triplex, & Fourplex *	14,262	<b>24,680</b>

\*Table 1.3 Residential Demand by Type

	2020 Units (1)	% of 2019 Units (2)	Existing Dev. Residential Area (Ac) (3)	Existing Density (4)	Acres Per Unit (5)	2040 New Units (6)	New Residential Area (Ac) (7)
1 Unit Detached (Residential Single-Family)	31,017	53.4%	15,204	2.04	0.49	19,808	12,137
1 Unit Attached, 2-4 Units, Other (Residential Other)	9,468	16.3%	1,667	5.68	0.18	6,046	1,331
5+ Units (Residential Multi- Family)	17,600	30.3%	1,152	15.28	0.07	11,239	920
<b>Total</b>	<b>58,085</b>	-	<b>18,023</b>	-	-	<b>37,094</b>	<b>14,387</b>

Source: (1) 2020 Total Housing Units - 2019 American Community Survey 1 Year Estimates, (2) 2019 American Community Survey 1 Year Estimates, (3) City of Denton GIS, (4) 2020 Units/Existing Dev. Residential Acres, (5) 2040 Population Projection - 2020 Population, (6) 2020 - 2040 Population Change/Household Size, (7) Acres Per Unit x New Units + 25% of Land Area for Roads and Infrastructure.

## 2021 Affordable Housing Needs and Market Value Analysis of City Rental Units

Estimated additional rental units the City can support between 2025 and 2040 (any type of unit)	20,838
Estimated Rental Housing Demand 2021-2026 - moderate growth	4,100
Estimated Rental Housing Demand 2021-2026 - high growth	4,479
<b>Total</b>	<b>24,938 – 25,317</b>

\*Triplex and Fourplex units estimated based on assumption that equal percentages of each unit type (townhome, duplex, triplex, and fourplex) make up the townhome – fourplex category in the Comp Plan



# Single-family Projects and Demands



# Single-Family Projects in Development

## Single-Family Units\* in Development

2020 Unit Total\*\* 31,800

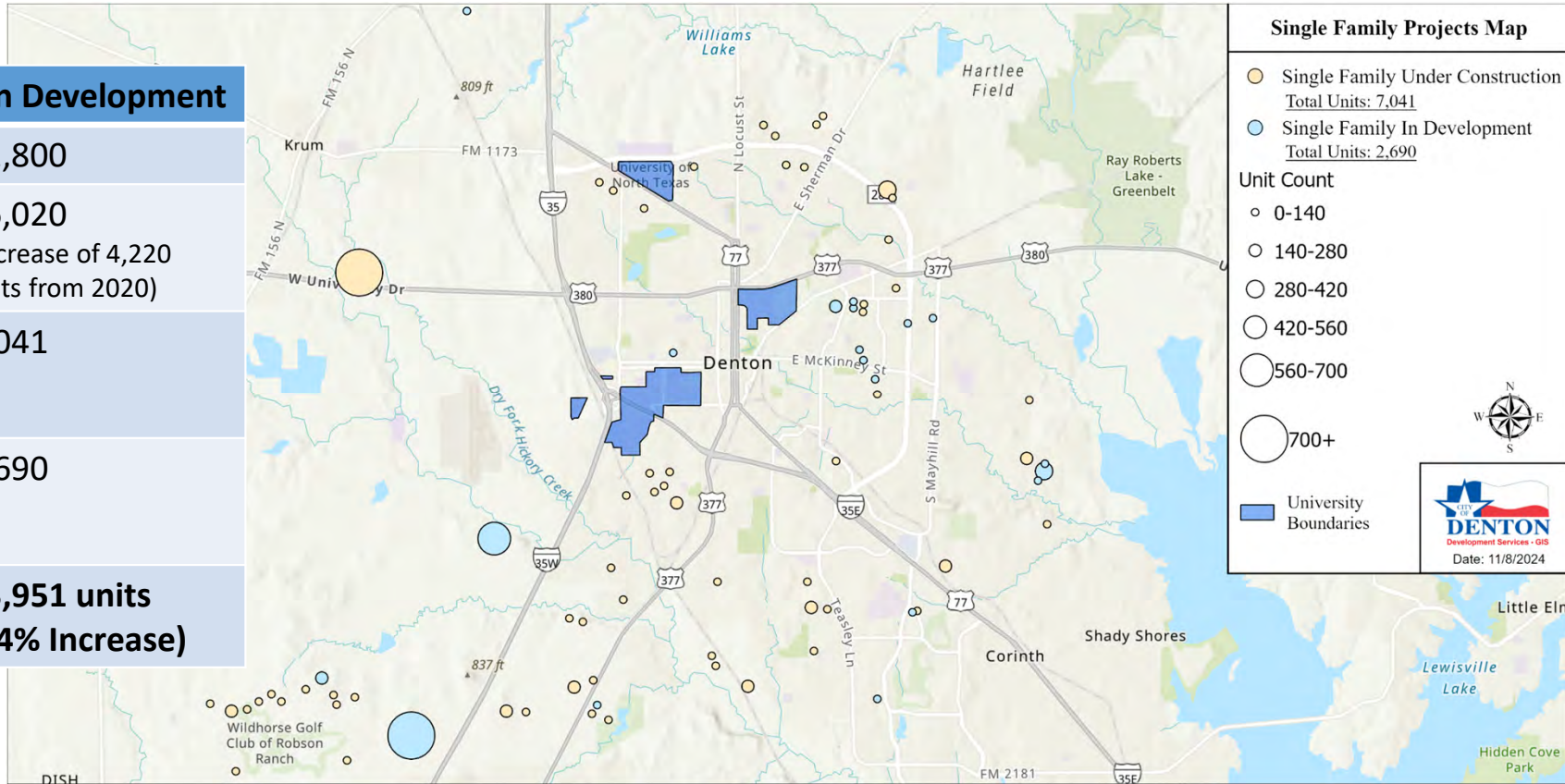
2023 Unit Total\*\* 36,020  
(increase of 4,220 units from 2020)

Units (lots) in construction\*\*\* 7,041  
(62 projects as of 11/8/24)

Units (lots) in review\*\*\* 2,690  
(19 projects as of 11/8/24)

Total Increase since 2020 **13,951 units (44% Increase)**

\*\* DCAD Data (slides 10-11)  
\*\*\* City Permit Data, includes townhomes and duplexes



# Single-Family Demand Projections

## Estimated Units Needed by 2040

	Based on 3% Growth (Comp Plan)	Based on 4.4% Growth (ACS current rate)
Single-Family Detached	19,808	<b>34,278</b>
Single-Family Detached, Townhomes, & Duplexes*	22,831	<b>39,509</b>

2021 Affordable Housing Needs and Market Value Analysis of City of Denton Ownership Units	
Estimated additional homes for ownership the City can support between 2025 and 2040	45,523
Estimated Demand for Homeowner Units 2021-2026 - moderate growth	3,661
Estimated Demand for Homeowner Units 2021-2026 - high growth	5,015
<b>Total</b>	<b>49,184 – 50,538</b>

\*Townhome and Duplex units estimated based on assumption that equal percentages of each unit type (townhome, duplex, triplex, and fourplex) make up the townhome – fourplex category in the Comp Plan



# Comparison of Current Growth and Demands



# How are these demands being met?

## Multifamily (includes triplex and fourplex)

<b>New MF units since 2020</b>	<b>16,672</b>
Percent of need met so far at 3% growth (Comp Plan)	117% (of 14,262 units)
Percent of need met so far at 4% growth (ACS current rate)	68% (of 24,680 units)
Percent of rental housing need met so far (2021 Housing Needs Assessment)	66% (of 25,317 units)

## Single-Family (includes townhome and duplex)

<b>New SF units since 2020</b>	<b>13,951</b>
Percent of need met so far at 3% growth (Comp Plan)	61% (of 22,831 units)
Percent of need met so far at 4% growth (ACS current rate)	41% (of 39,509 units)
Percent of demand for ownership units met so far (2021 Housing Needs Assessment)	28% (of 50,538 units)

# What conclusions can we draw from this?

- Denton is growing and the student population of the City's colleges is growing.
  - The student population growth will continue to have an affect on the City's housing.
- The City's rental housing rate is comparable with other TX cities that have major universities.
- Growth rate projections vary widely depending on source, and the reality is likely be different from any of them.
- There is a demand for more housing, although the estimated amount needed by 2040 varies by source.
- Based on the Comp. Plan, the 2021 Housing Needs Assessment, and current development project trends, the City is on track to meet or exceed the units needed.
  - However, current rental rates and growth of university populations indicate we may struggle to provide sufficient units for owner occupancy compared to rental.

# Given the uncertainties, what can we do?

- Continue to be thoughtful in our consideration of housing development projects to ensure the City is developing a diverse housing stock to meet the needs of current and future residents.
- When new MF zoning entitlements are requested, consider whether:
  - the location is consistent with the adopted Denton 2040 plan; and
  - the location is conducive to allowing additional housing in proximity to further neighborhood growth.
- Continue to monitor the City's growth trends and housing availability, especially in comparison to the 2021 Housing Needs Assessment.
  - Update Housing Needs Assessment and Comp Plan within next 5 years
- Incentivize and remove barriers to infill development to reduce impacts to the City's environmental assets as we grow.
  - Policy and code changes will be needed (Comp Plan, DDC, impact fees, economic tools)
- Encourage increased housing near the universities – increasing rental opportunities there can make ownership opportunities available elsewhere.

# Questions?



**INFORMAL STAFF REPORT  
TO MAYOR AND CITY COUNCIL**

**SUBJECT:**

City’s Annual Debt Summary Report with principal and interest outstanding as of September 30, 2024.

**BACKGROUND:**

This report is prepared to provide residents and the public with a comprehensive and easy-to-understand summary of the City’s debt profile. It also includes required information in accordance with Texas Local Government Code 140.008.

The report provides a high-level introduction to the types and uses of debt issued by the City. The City’s most recent bond ratings are in the chart below.

	<b>Moody’s<sup>1</sup></b>	<b>Standard &amp; Poor’s</b>	<b>Fitch</b>
<b>General Obligation Debt</b>	Not Rated	AA+ <sup>2</sup>	AA+ <sup>4</sup>
<b>Revenue Bond Debt</b>	Not Rated	A+ <sup>3</sup>	A <sup>5</sup>

<sup>1</sup>Moody’s does not currently rate any of the City’s outstanding debt.

<sup>2</sup>S&P GO/CO, May 2024.

<sup>3</sup>S&P Utility System Revenue Bonds, November 2024.

<sup>4</sup>Fitch GO/CO, June 2024.

<sup>5</sup>Fitch Utility System Revenue Bonds, May 2024.

The report details the principal and interests of each central City service area and provides two visual representations by dollar amount and percentages.

This Annual Debt Summary Report is provided to the City Council for feedback.

**CONCLUSION:**

The report will be updated annually with the City’s fiscal year-end.

**ATTACHMENT(S):**

Annual Debt Summary Report as of September 30, 2024

**STAFF CONTACT:**

Randee Klingele, Treasury Manager  
(940) 349-8206  
[Randee.klingele@cityofdenton.com](mailto:Randee.klingele@cityofdenton.com)

# City of Denton

## Debt Summary Report

Fiscal Year Ending September 30, 2024

*Contact:*  
City of Denton Finance Department  
Attn: Vis Bouaphanthavong – Assistant Director of Finance  
215 E. McKinney St.  
Denton, Texas 76201

Email: Vis.Bouaphanthavong@cityofdenton.com  
Phone: 940-349-7743  
Fax: 940-349-7206  
Website: [www.cityofdenton.com](http://www.cityofdenton.com)  
Published: February 21, 2025

***Disclaimer: Data provided in this report is as of the date of publication, constitutes existing long-term debt obligations only, and has been prepared pursuant to Texas Local Government Code 140.008 (House Bill 1378). This report does not include forward looking statements nor does it include debt that may be incurred in the future. Interested parties should refer to the City's audited financial statements and other disclosure documents when investing.***

**TABLE OF CONTENTS**

Introduction.....3

***CITY DEBT SECTION***

Schedule – Total Annual Debt Service by Type of Debt.....6

Bar & Pie Charts – Total Annual Debt Service by Type of Debt.....7

Schedule – Tax Supported Debt Service..... 8

Bar & Pie Charts – Tax Supported Debt Service.....9

Schedule – Revenue Supported Debt Service.....10

Bar & Pie Charts – Revenue Supported Debt Service..... 11

Schedule – General Government Debt Service.....12

Bar & Pie Charts – General Government Debt Service.....13

Schedule – Electric Debt Service.....14

Bar & Pie Charts – Electric Debt Service..... 15

Schedule – Water Debt Service.....16

Bar & Pie Charts – Water Debt Service.....17

Schedule – Wastewater Debt Service..... 18

Bar & Pie Charts – Wastewater Debt Service.....19

Schedule – Solid Waste Debt Service.....20

Bar & Pie Charts – Solid Waste Debt Service.....21

Schedule – Airport and Internal Service Funds..... 22

Bar & Pie Charts – Airport and Internal Service Funds..... 23

***HOUSE BILL 1378 SECTION***

Summary of Debt Obligations.....25

Individual Debt Obligations.....26

Glossary of Terms.....30

## INTRODUCTION

This report is divided into two sections. The first section (City Debt) presents the City’s outstanding debt by the manner in which the City intends to pay for such debt (tax-supported versus revenue-supported). Additionally, this section provides a breakdown of the City’s outstanding debt by purpose (General Government, Electric, Water, Wastewater, Solid Waste and Airport). The second section (House Bill 1378) is intended to comply with reporting requirements pursuant to Texas Local Government Code 140.008.

The City of Denton utilizes long-term debt to finance non-operating expenses, which may include equipment, facilities, and the acquisition of land. The City generally issues debt for the purchase or construction of capital assets and infrastructure improvements and cannot issue debt to fund operating expenses or deficit spending. All debt issued by the City must be approved by the Texas Attorney General’s Office prior to the final sale of the debt. Additional information on the City’s outstanding debt including statistical comparisons and ratios can be found in the City’s Annual Financial Report, which is located on the City’s website under the Finance Department. ([www.cityofdenton.com](http://www.cityofdenton.com))

The City issues two types of long-term debt: General Obligation Debt and Revenue Bond Debt. The City also differentiates between tax-supported and revenue-supported debt to provide the public with a clear understanding of which debt will be paid by property taxes versus rate revenues. The following table shows the latest bond ratings for each type of debt for which ratings are given.

	<b>Moody’s<sup>1</sup></b>	<b>Standard &amp; Poor’s</b>	<b>Fitch</b>
<b>General Obligation Debt</b>	Not Rated	AA+ <sup>2</sup>	AA+ <sup>4</sup>
<b>Revenue Bond Debt</b>	Not Rated	A+ <sup>3</sup>	A <sup>5</sup>

<sup>1</sup>Moody’s does not currently rate any of the City’s outstanding debt.

<sup>2</sup>S&P GO/CO, May 2024.

<sup>3</sup>S&P Utility System Revenue Bonds, November 2024.

<sup>4</sup>Fitch GO/CO, June 2024.

<sup>5</sup>Fitch Utility System Revenue Bonds, May 2024.

### **GENERAL OBLIGATION DEBT:**

The largest category of debt is General Obligation Debt. It consists of two categories of bonds: *General Obligation Bonds (GOs)* and *Certificates of Obligation (COs)*.

GOs are backed by the full faith and credit of the City (property tax pledge) and must be approved at an election. Voter approval may be granted during one of two general election dates each year. GOs which are issued to refund outstanding debt do not require voter approval. Under the City’s debt policy, GOs strive to have a final maturity of twenty (20) years or less.

COs do not require voter approval and generally have a dual pledge of a specific City revenue source as well as the full faith and credit of the City. Some examples of pledged City revenues are electric, water, wastewater, and drainage revenues. Under the City’s debt policy, COs will strive to have a final maturity of thirty (30) years or less. In 2010, the City began issuing COs not only for general government purposes which are repaid by property taxes, but also for utility related projects of the City. The COs issued for utility purposes are repaid from the specific utility fund for which the debt was issued. COs have a lower interest rate than revenue bonds, due to the pledge of full faith and credit of the City. A portion of the interest savings to the City’s utilities through issuing COs (instead of revenue bonds) is being applied to the Street Improvement Fund.

***REVENUE BOND DEBT:***

The second category of debt is Revenue Bond Debt. This debt is secured by only a pledge of the operating revenues of the City's Electric, Water and Wastewater Funds (collectively known as the "Utility System") and not the full faith and credit of the City. Under the City's debt policy, revenue bonds will strive to have a final maturity of thirty (30) years or less. As of September 30, 2024, the City's outstanding revenue bond debt is the Utility System Revenue Bonds, Series 2017, 2021, and 2024.

***OUTSTANDING DEBT:***

The City's total outstanding principal and interest as of September 30, 2024, is \$2,375,945,908, as shown on page 6 of this report.

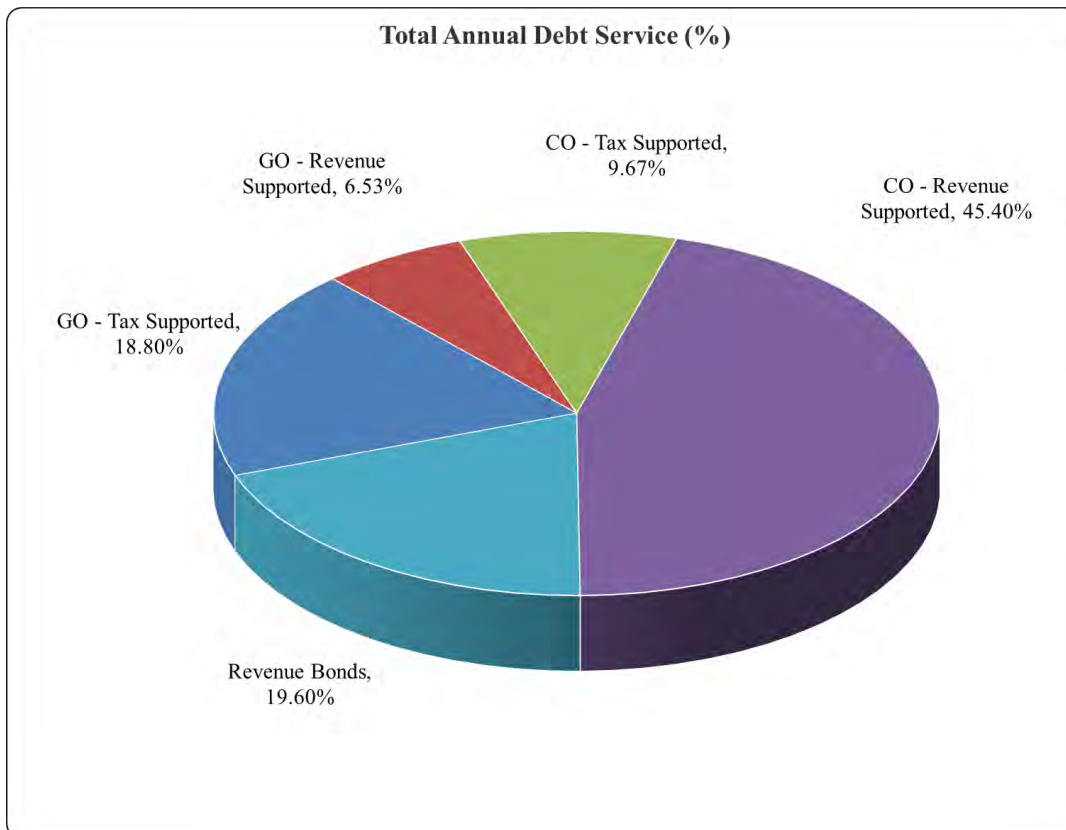
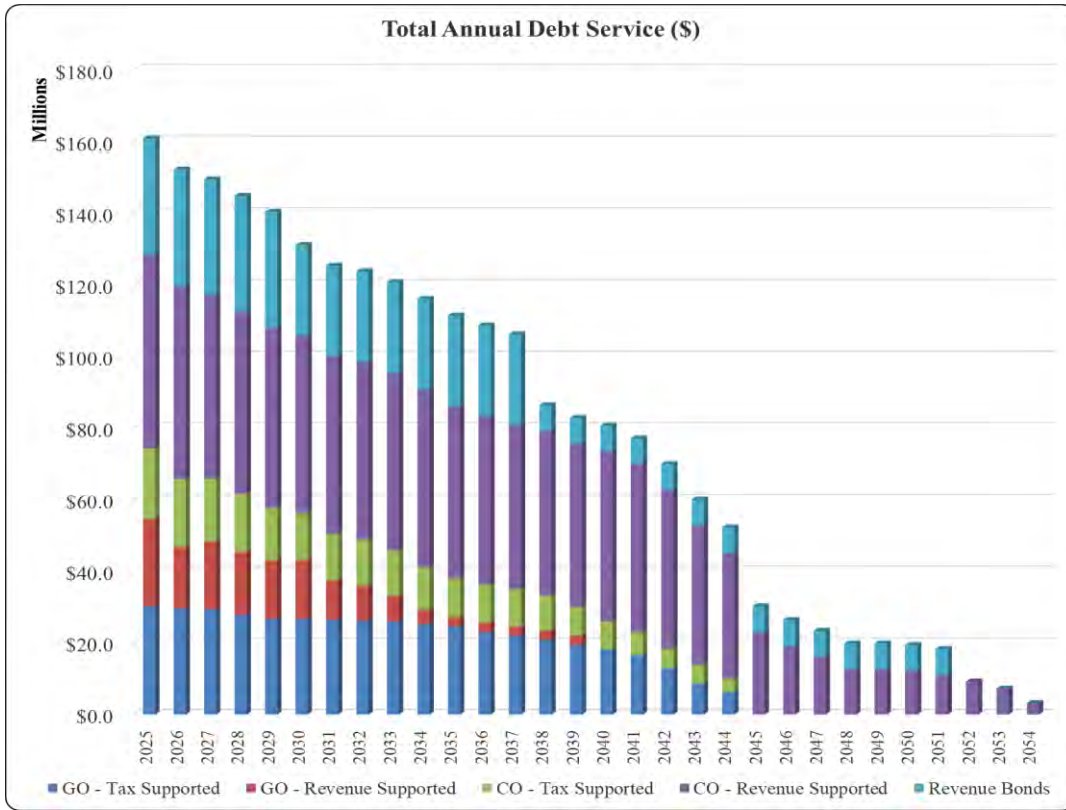
**CITY DEBT SECTION**

**Total Outstanding Debt (in millions) as of September 30, 2024**

	<u>Principal</u>	<u>Interest</u>	<u>Total</u>
<b>GOs</b>	452	149	602
<b>COs</b>	883	425	1,308
<b>Revenue Bonds</b>	339	127	466
<b>Total</b>	<b>\$ 1,675</b>	<b>\$ 701</b>	<b>\$ 2,376</b>

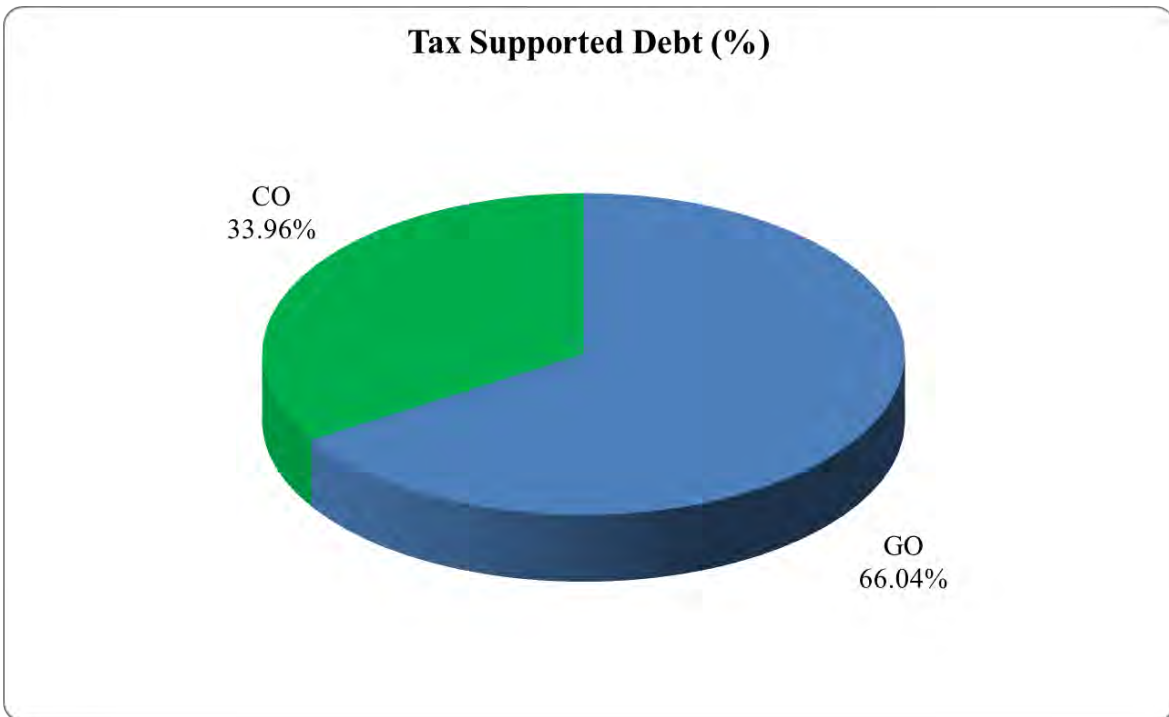
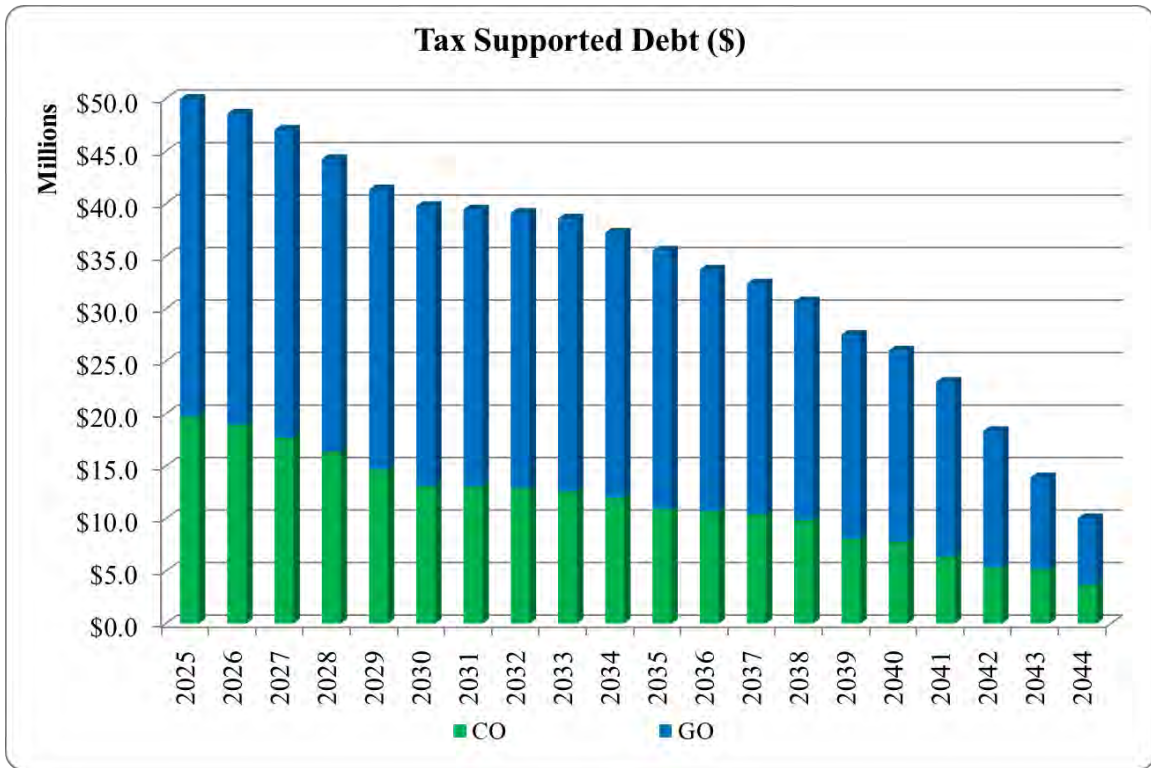
**City of Denton  
Total Annual Debt Service (Principal & Interest) - All Debt  
Fiscal Year Ending September 30, 2024**

<b>FY End</b>	<b>General Obligation Bonds (GOs)</b>		<b>Certificates of Obligation (COs)</b>		<b>Revenue</b>	<b>Total</b>
	<b>Tax Supported</b>	<b>Revenue Supported</b>	<b>Tax Supported</b>	<b>Revenue Supported</b>	<b>Bonds</b>	
2025	\$ 30,255,699	\$ 24,290,351	\$ 19,722,446	\$ 54,101,916	\$ 32,427,444	\$ 160,797,856
2026	29,628,981	17,174,700	18,931,613	53,917,550	32,424,471	\$ 152,077,315
2027	29,306,706	18,849,125	17,725,763	51,075,975	32,431,414	\$ 149,388,983
2028	27,822,525	17,471,475	16,417,512	50,618,725	32,430,178	\$ 144,760,416
2029	26,662,803	16,345,450	14,683,987	50,149,900	32,428,300	\$ 140,270,441
2030	26,671,469	16,466,075	13,100,987	49,506,150	25,298,164	\$ 131,042,846
2031	26,350,891	11,060,375	13,091,063	49,488,881	25,298,194	\$ 125,289,403
2032	26,184,769	9,753,750	12,947,178	49,520,966	25,299,853	\$ 123,706,515
2033	25,956,484	7,188,625	12,623,200	49,533,613	25,295,276	\$ 120,597,198
2034	25,232,972	3,924,000	12,000,169	49,523,313	25,301,145	\$ 115,981,599
2035	24,598,656	2,497,375	10,920,638	48,002,591	25,296,215	\$ 111,315,475
2036	23,018,234	2,520,000	10,694,456	47,075,138	25,299,258	\$ 108,607,086
2037	21,935,103	2,541,250	10,454,394	45,897,813	25,297,732	\$ 106,126,291
2038	20,806,516	2,565,750	9,870,794	45,830,200	7,223,309	\$ 86,296,568
2039	19,430,063	2,588,125	8,073,809	45,470,919	7,224,204	\$ 82,787,120
2040	18,190,644	-	7,808,925	47,417,853	7,225,700	\$ 80,643,122
2041	16,585,038	-	6,426,950	46,830,519	7,222,724	\$ 77,065,230
2042	12,994,200	-	5,346,700	44,336,066	7,225,125	\$ 69,902,091
2043	8,744,200	-	5,184,800	38,867,144	7,223,201	\$ 60,019,345
2044	6,313,800	-	3,723,000	34,984,359	7,221,587	\$ 52,242,746
2045	-	-	-	23,014,547	7,224,314	\$ 30,238,861
2046	-	-	-	19,146,341	7,221,224	\$ 26,367,564
2047	-	-	-	16,144,741	7,222,160	\$ 23,366,901
2048	-	-	-	12,605,291	7,221,888	\$ 19,827,178
2049	-	-	-	12,608,647	7,225,170	\$ 19,833,816
2050	-	-	-	12,222,163	7,221,849	\$ 19,444,012
2051	-	-	-	11,068,116	7,221,769	\$ 18,289,885
2052	-	-	-	9,208,950	-	\$ 9,208,950
2053	-	-	-	7,236,128	-	\$ 7,236,128
2054	-	-	-	3,214,969	-	\$ 3,214,969
	<b>\$ 446,689,752</b>	<b>\$ 155,236,426</b>	<b>\$ 229,748,384</b>	<b>\$ 1,078,619,479</b>	<b>\$ 465,651,867</b>	<b>\$ 2,375,945,908</b>



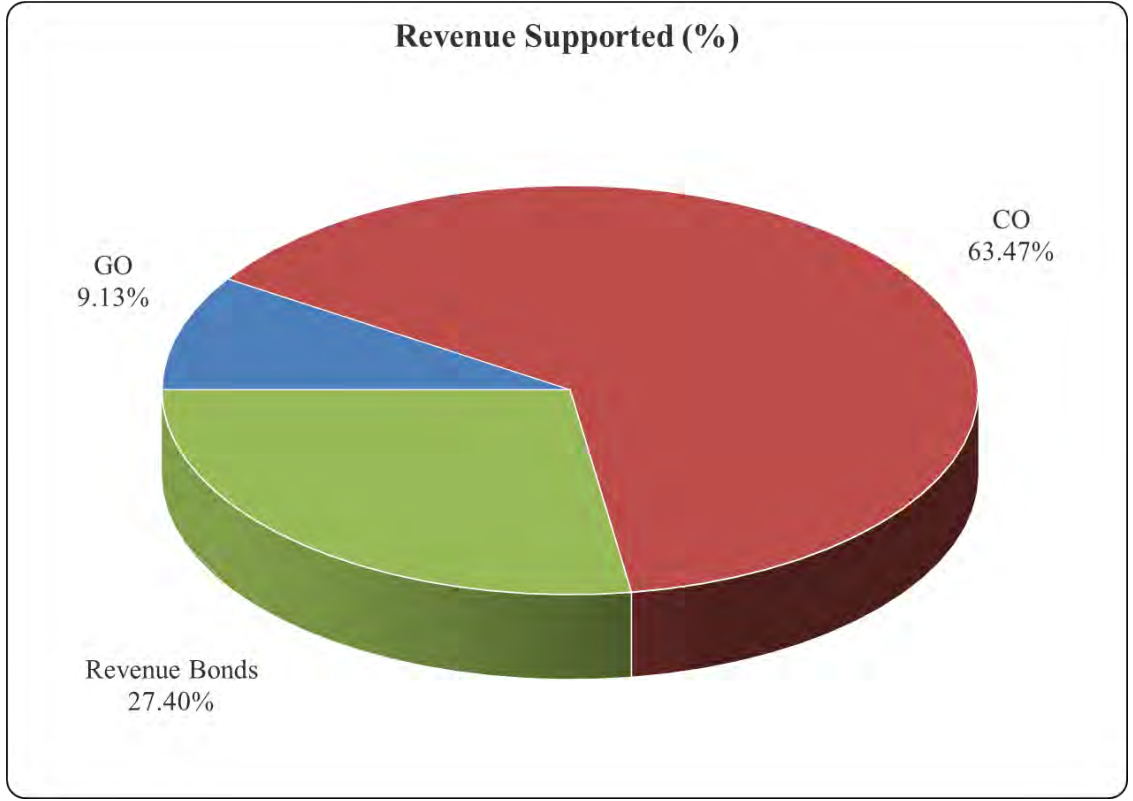
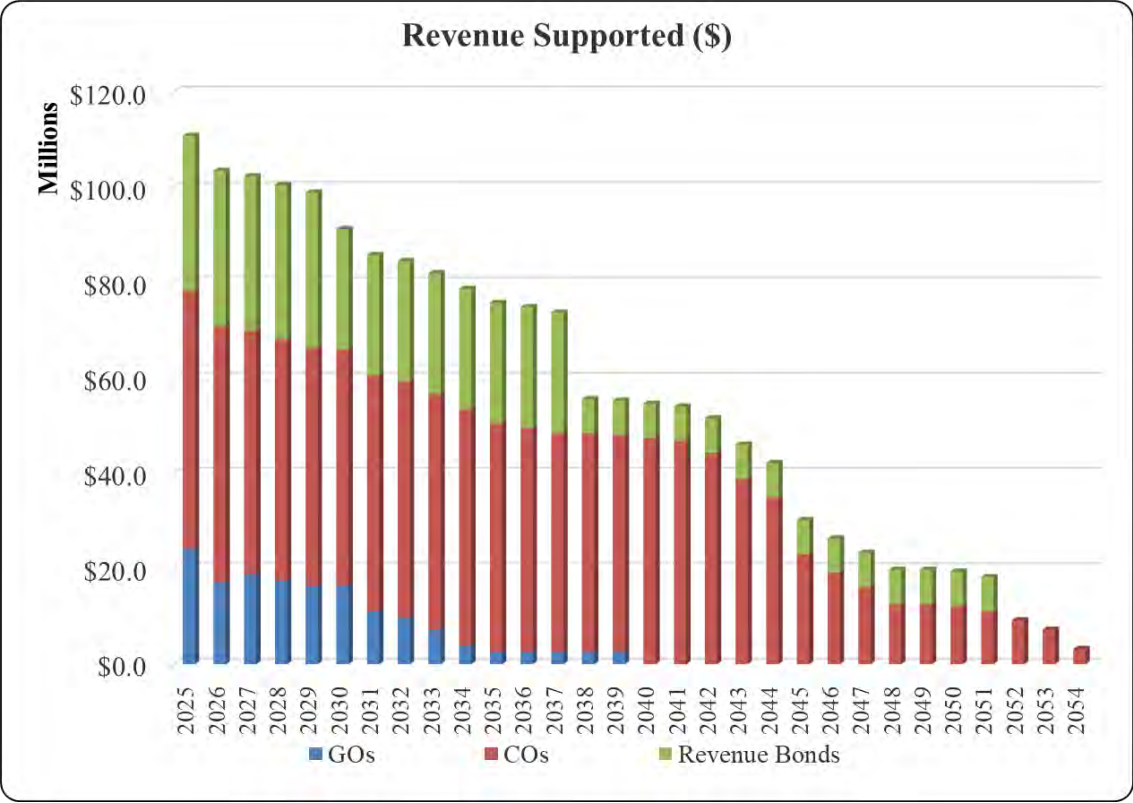
**City of Denton**  
**Total Annual Debt Service (Principal & Interest) - Tax Supported Debt**  
**Fiscal Year Ending September 30, 2024**

<b>FY End</b>	<b>General Obligation Bonds</b>		<b>Certificates of Obligation</b>		<b>Total</b>
<b>9-30</b>	<b>(GOs)</b>		<b>(COs)</b>		
2025	\$	30,255,699	\$	19,722,446	\$ 49,978,146
2026		29,628,981		18,931,613	48,560,594
2027		29,306,706		17,725,763	47,032,469
2028		27,822,525		16,417,512	44,240,037
2029		26,662,803		14,683,987	41,346,791
2030		26,671,469		13,100,987	39,772,456
2031		26,350,891		13,091,063	39,441,953
2032		26,184,769		12,947,178	39,131,947
2033		25,956,484		12,623,200	38,579,684
2034		25,232,972		12,000,169	37,233,141
2035		24,598,656		10,920,638	35,519,294
2036		23,018,234		10,694,456	33,712,691
2037		21,935,103		10,454,394	32,389,497
2038		20,806,516		9,870,794	30,677,309
2039		19,430,063		8,073,809	27,503,872
2040		18,190,644		7,808,925	25,999,569
2041		16,585,038		6,426,950	23,011,988
2042		12,994,200		5,346,700	18,340,900
2043		8,744,200		5,184,800	13,929,000
2044		6,313,800		3,723,000	10,036,800
	<b>\$</b>	<b>446,689,752</b>	<b>\$</b>	<b>229,748,384</b>	<b>\$ 676,438,136</b>



**City of Denton**  
**Total Annual Debt Service (Principal & Interest) - Revenue Supported Debt**  
**Fiscal Year Ending September 30, 2024**

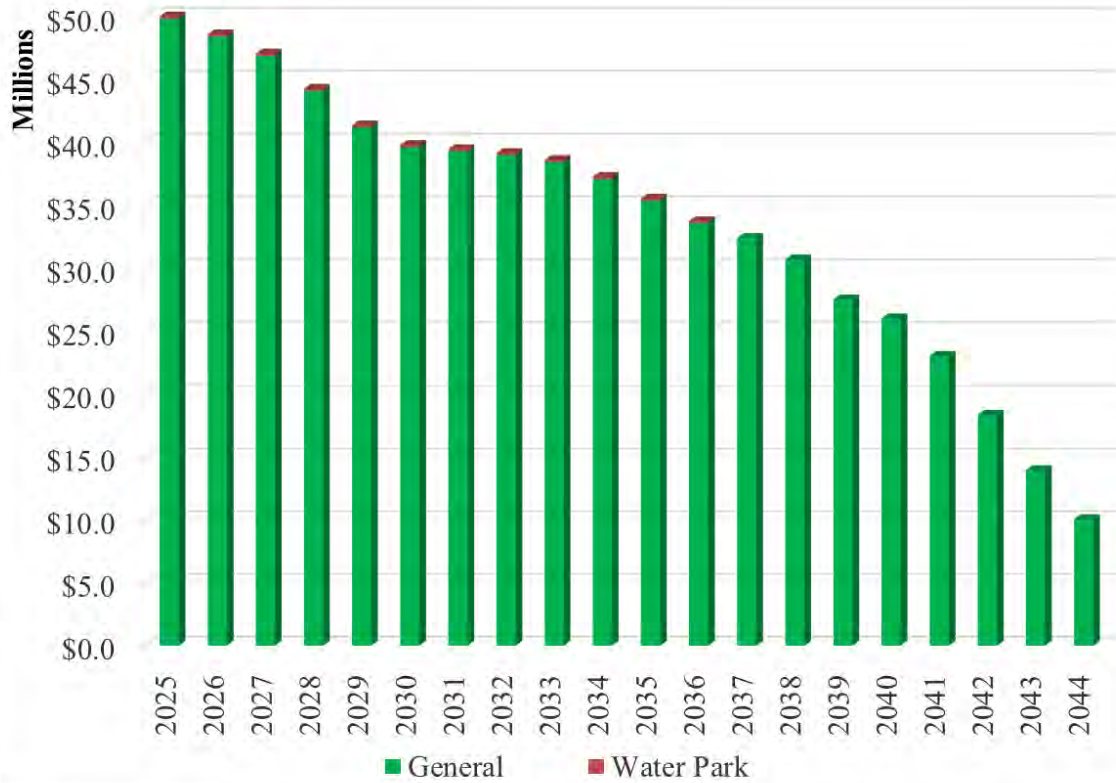
<b>FY End 9-30</b>	<b>General Obligation Bonds GOs</b>	<b>Certificates of Obligation COs</b>	<b>Revenue Bonds</b>	<b>Total</b>
2025	\$ 24,290,351	\$ 54,101,916	\$ 32,427,444	\$ 110,819,711
2026	17,174,700	53,917,550	32,424,471	103,516,721
2027	18,849,125	51,075,975	32,431,414	102,356,514
2028	17,471,475	50,618,725	32,430,178	100,520,378
2029	16,345,450	50,149,900	32,428,300	98,923,650
2030	16,466,075	49,506,150	25,298,164	91,270,389
2031	11,060,375	49,488,881	25,298,194	85,847,450
2032	9,753,750	49,520,966	25,299,853	84,574,569
2033	7,188,625	49,533,613	25,295,276	82,017,513
2034	3,924,000	49,523,313	25,301,145	78,748,458
2035	2,497,375	48,002,591	25,296,215	75,796,181
2036	2,520,000	47,075,138	25,299,258	74,894,396
2037	2,541,250	45,897,813	25,297,732	73,736,794
2038	2,565,750	45,830,200	7,223,309	55,619,259
2039	2,588,125	45,470,919	7,224,204	55,283,248
2040	-	47,417,853	7,225,700	54,643,553
2041	-	46,830,519	7,222,724	54,053,242
2042	-	44,336,066	7,225,125	51,561,191
2043	-	38,867,144	7,223,201	46,090,345
2044	-	34,984,359	7,221,587	42,205,946
2045	-	23,014,547	7,224,314	30,238,861
2046	-	19,146,341	7,221,224	26,367,564
2047	-	16,144,741	7,222,160	23,366,901
2048	-	12,605,291	7,221,888	19,827,178
2049	-	12,608,647	7,225,170	19,833,816
2050	-	12,222,163	7,221,849	19,444,012
2051	-	11,068,116	7,221,769	18,289,885
2052	-	9,208,950	-	9,208,950
2053	-	7,236,128	-	7,236,128
2054	-	3,214,969	-	3,214,969
	<b>\$ 155,236,426</b>	<b>\$ 1,078,619,479</b>	<b>\$ 465,651,867</b>	<b>\$ 1,699,507,772</b>



**City of Denton**  
**Total Annual Debt Service (Principal & Interest)**  
**General Government**  
**Fiscal Year Ending September 30, 2024**


<b>FY End</b>			
<b>9-30</b>	<b>General</b>	<b>Water Park</b>	<b>Total</b>
2025	\$ 49,807,171	\$ 170,974	\$ 49,978,146
2026	\$ 48,390,167	170,426	48,560,594
2027	\$ 46,862,029	170,440	47,032,469
2028	\$ 44,069,308	170,730	44,240,037
2029	\$ 41,175,971	170,820	41,346,791
2030	\$ 39,601,799	170,657	39,772,456
2031	\$ 39,271,595	170,359	39,441,953
2032	\$ 38,961,292	170,655	39,131,947
2033	\$ 38,408,893	170,791	38,579,684
2034	\$ 37,062,275	170,866	37,233,141
2035	\$ 35,348,517	170,776	35,519,294
2036	\$ 33,573,669	139,022	33,712,691
2037	\$ 32,389,497	-	32,389,497
2038	\$ 30,677,309	-	30,677,309
2039	\$ 27,503,872	-	27,503,872
2040	\$ 25,999,569	-	25,999,569
2041	\$ 23,011,988	-	23,011,988
2042	\$ 18,340,900	-	18,340,900
2043	\$ 13,929,000	-	13,929,000
2044	\$ 10,036,800	-	10,036,800
	<b>\$ 674,421,621</b>	<b>\$ 2,016,516</b>	<b>\$ 676,438,136</b>

### General Government (\$)



### General Government (%)

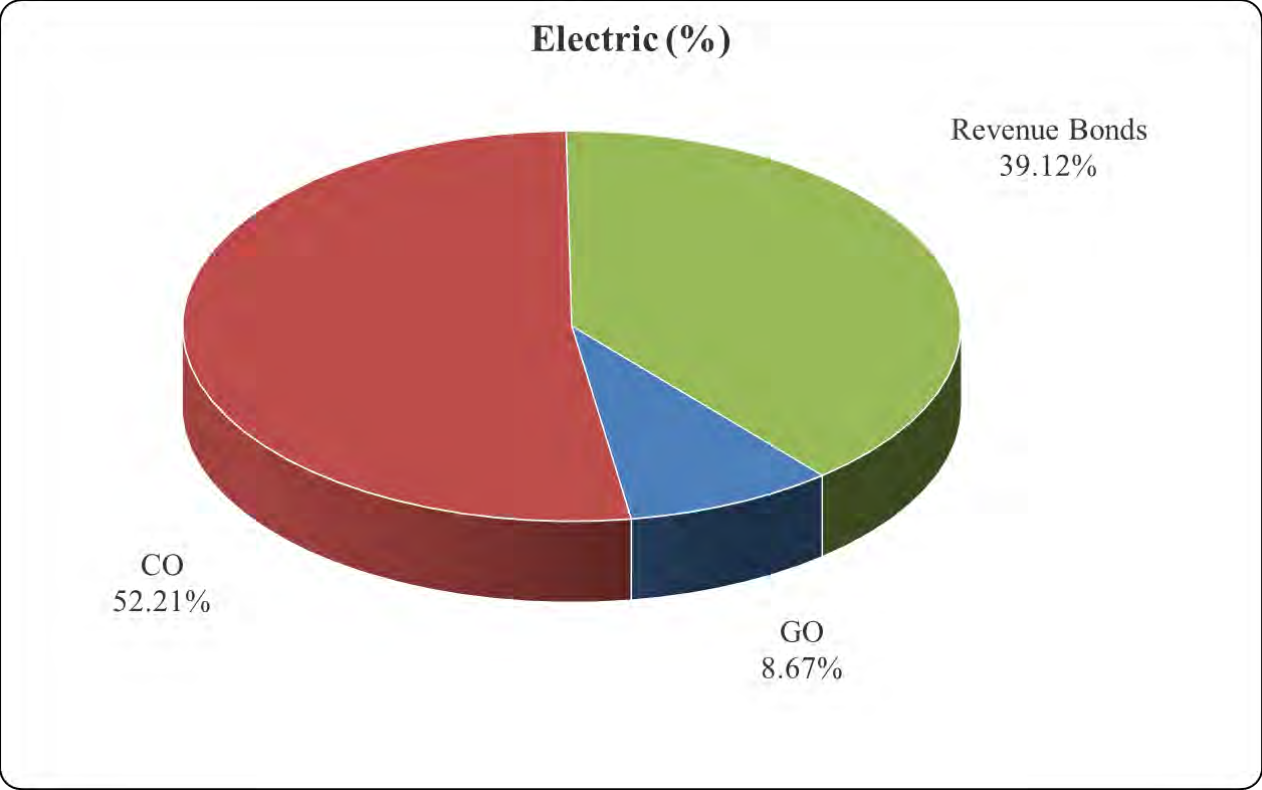
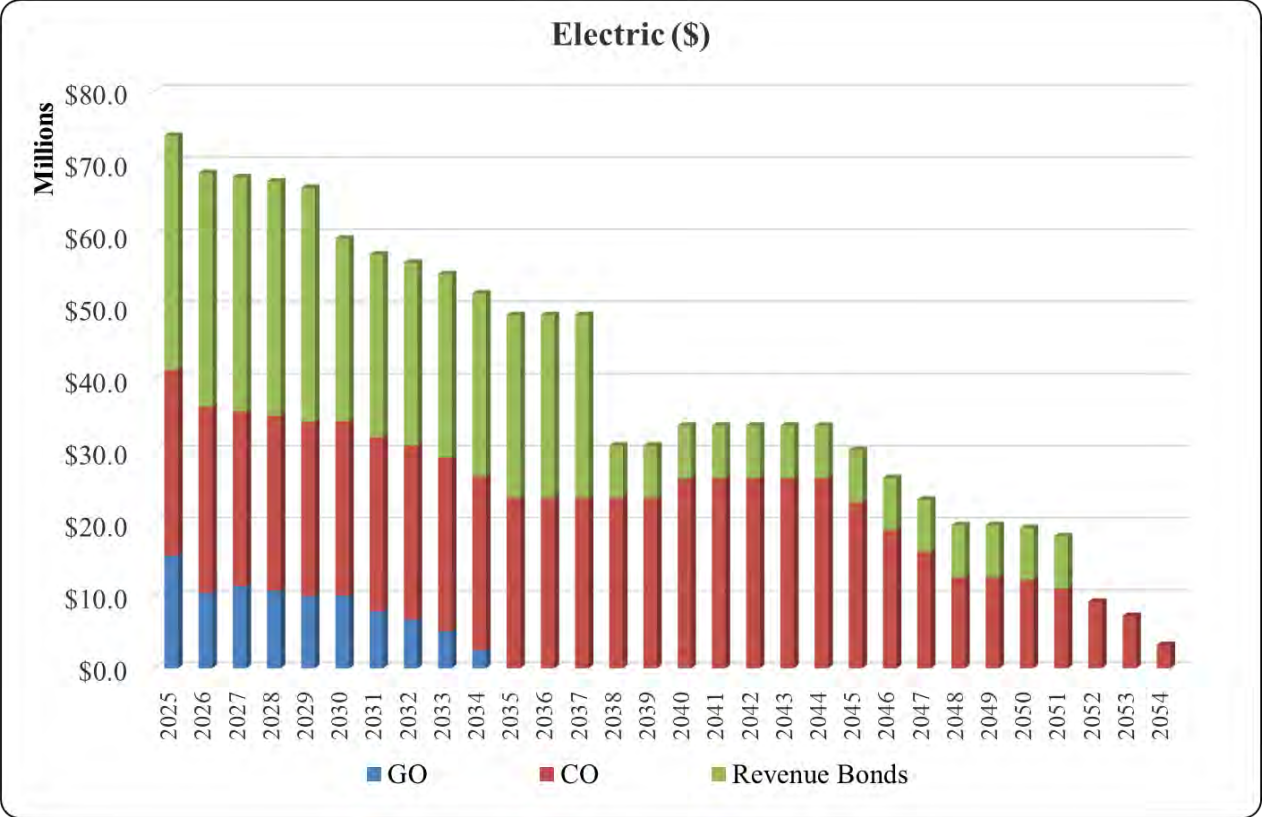
General  
99.70%



Water Park  
0.30%

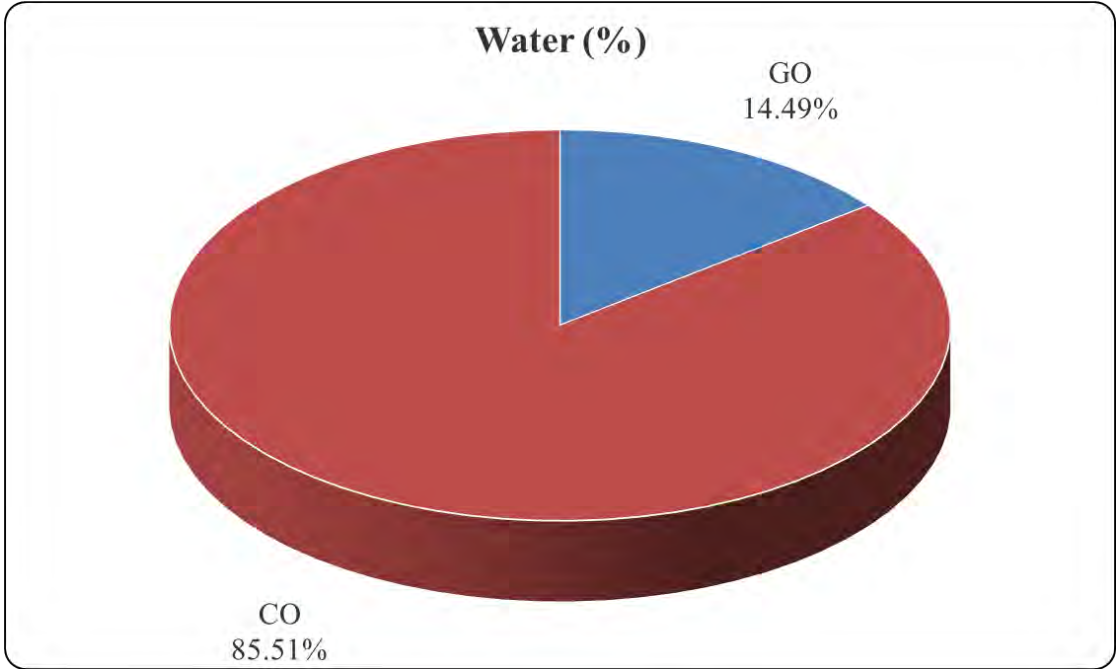
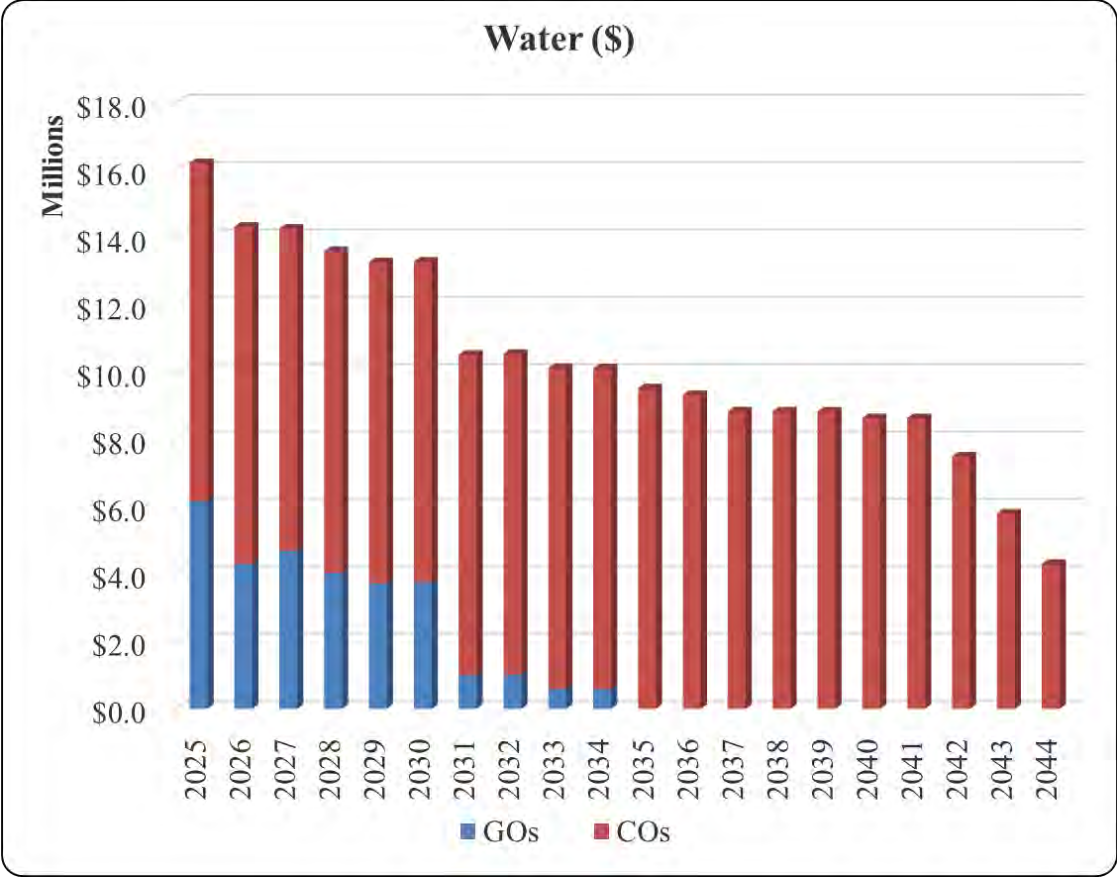
**City of Denton**  
**Total Annual Debt Service (Principal & Interest) - Electric**  
**Fiscal Year Ending September 30, 2024**

<b>FY End 9-30</b>	<b>General Obligation Bonds GOs</b>	<b>Certificates of Obligation COs</b>	<b>Revenue Bonds</b>	<b>Total</b>
2025	\$ 15,596,172	\$ 25,768,535	\$ 32,427,444	\$ 73,792,151
2026	10,434,375	25,759,681	32,424,471	68,618,527
2027	11,357,150	24,250,856	32,431,414	68,039,420
2028	10,761,625	24,241,981	32,430,178	67,433,784
2029	9,991,000	24,164,981	32,428,300	66,584,281
2030	10,073,250	24,154,606	25,298,164	59,526,021
2031	7,886,875	24,147,819	25,298,194	57,332,887
2032	6,732,625	24,159,956	25,299,853	56,192,434
2033	5,145,250	24,158,406	25,295,276	54,598,932
2034	2,483,875	24,158,031	25,301,145	51,943,052
2035	2,497,375	23,629,306	25,296,215	51,422,896
2036	2,520,000	23,630,569	25,299,258	51,449,827
2037	2,541,250	23,631,744	25,297,732	51,470,726
2038	2,565,750	23,630,006	7,223,309	33,419,065
2039	2,588,125	23,622,144	7,224,204	33,434,473
2040	-	26,388,800	7,225,700	33,614,500
2041	-	26,393,075	7,222,724	33,615,799
2042	-	26,391,366	7,225,125	33,616,491
2043	-	26,381,544	7,223,201	33,604,745
2044	-	26,380,659	7,221,587	33,602,246
2045	-	23,014,547	7,224,314	30,238,861
2046	-	19,146,341	7,221,224	26,367,564
2047	-	16,144,741	7,222,160	23,366,901
2048	-	12,605,291	7,221,888	19,827,178
2049	-	12,608,647	7,225,170	19,833,816
2050	-	12,222,163	7,221,849	19,444,012
2051	-	11,068,116	7,221,769	18,289,885
2052	-	9,208,950	-	9,208,950
2053	-	7,236,128	-	7,236,128
2054	-	3,214,969	-	3,214,969
	<b>\$ 103,174,697</b>	<b>\$ 621,513,958</b>	<b>\$ 465,651,867</b>	<b>\$ 1,190,340,522</b>



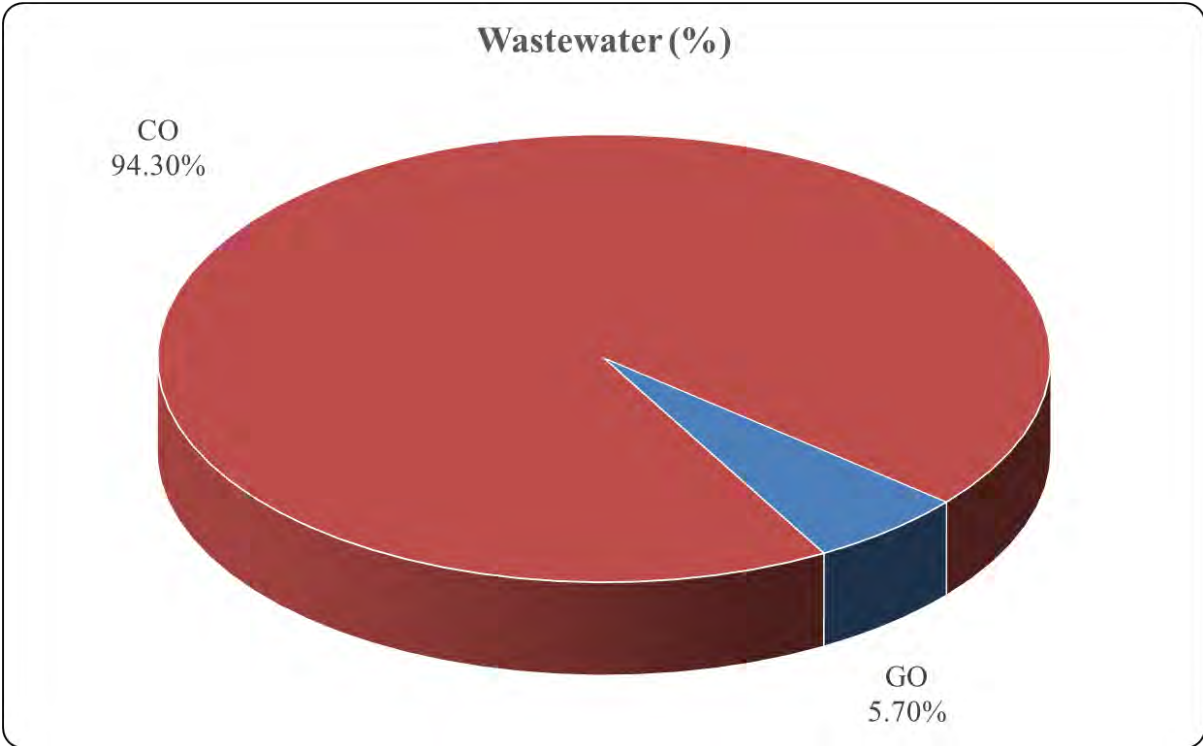
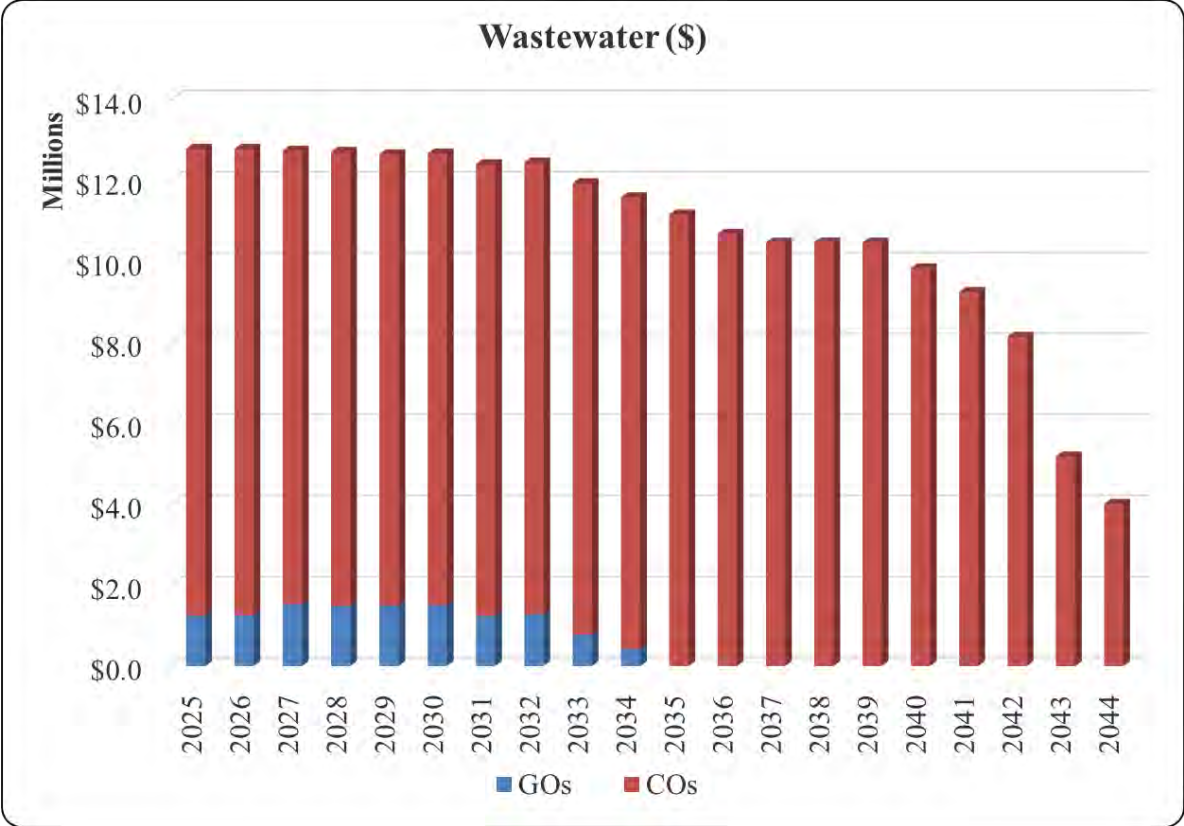
**City of Denton**  
**Total Annual Debt Service (Principal & Interest) - Water**  
**Fiscal Year Ending September 30, 2024**

<b>FY End 9-30</b>	<b>General Obligation Bonds GOs</b>	<b>Certificates of Obligation COs</b>	<b>Revenue Bonds</b>	<b>Total</b>
2025	\$ 6,191,756	\$ 10,015,199	\$ -	\$ 16,206,955
2026	4,311,200	10,009,831	-	14,321,031
2027	4,695,550	9,567,056	-	14,262,606
2028	4,040,125	9,557,806	-	13,597,931
2029	3,730,950	9,532,181	-	13,263,131
2030	3,755,450	9,526,006	-	13,281,456
2031	994,250	9,523,700	-	10,517,950
2032	1,014,125	9,528,219	-	10,542,344
2033	587,125	9,533,694	-	10,120,819
2034	584,250	9,529,444	-	10,113,694
2035		9,520,769	-	9,520,769
2036		9,324,769	-	9,324,769
2037		8,833,356	-	8,833,356
2038		8,829,694	-	8,829,694
2039		8,827,916	-	8,827,916
2040		8,634,769	-	8,634,769
2041		8,633,138	-	8,633,138
2042		7,494,100	-	7,494,100
2043		5,804,300	-	5,804,300
2044		4,304,400	-	4,304,400
	<b>\$ 29,904,781</b>	<b>\$ 176,530,346</b>	<b>\$ -</b>	<b>\$ 206,435,127</b>



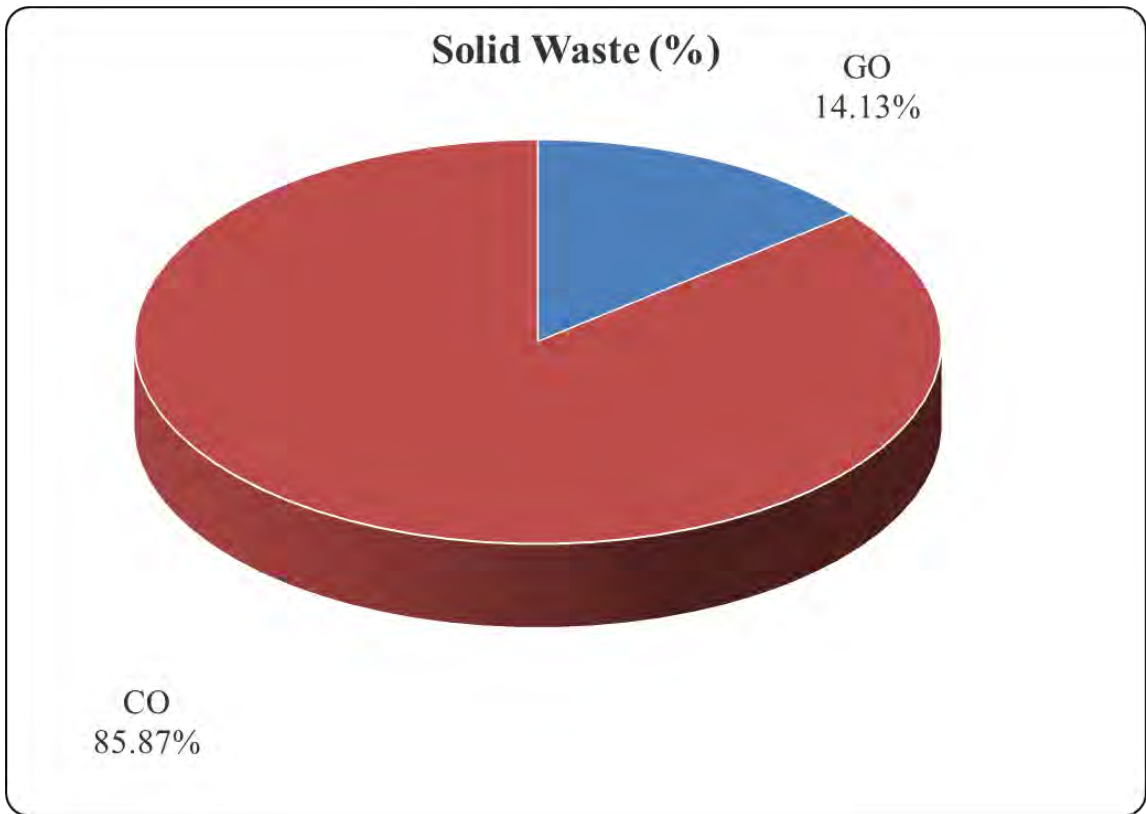
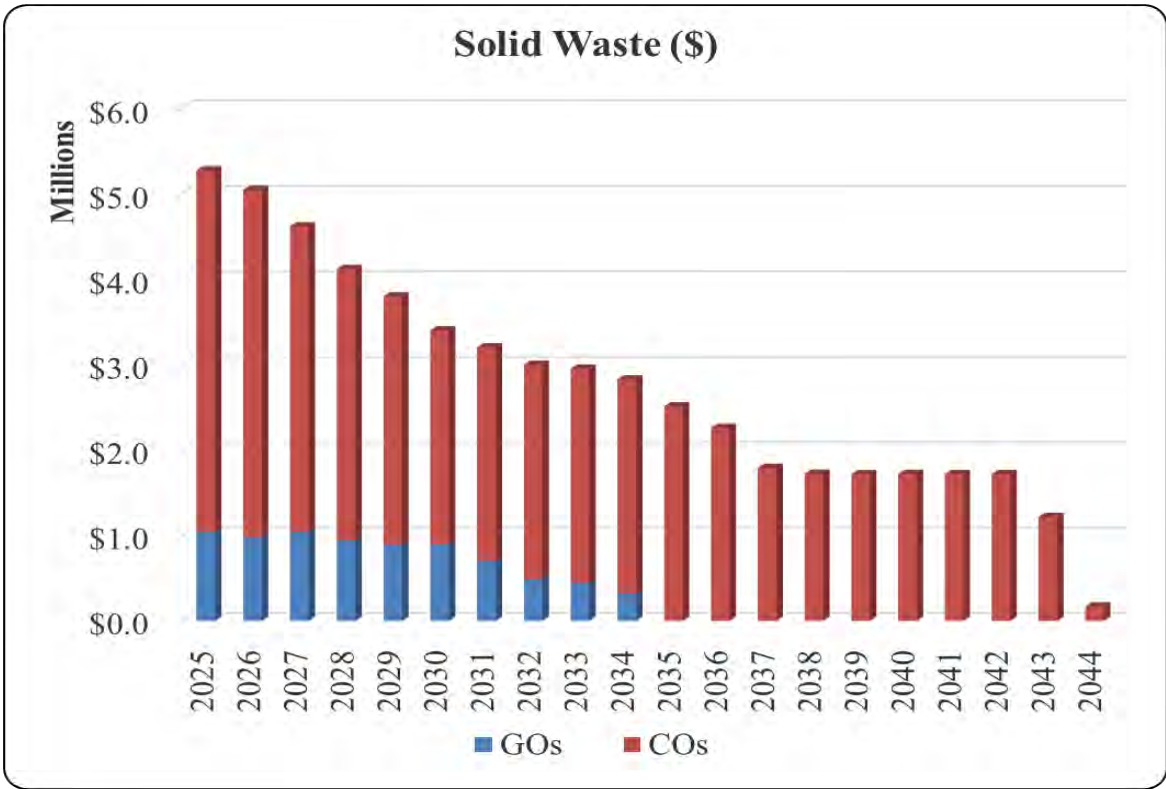
**City of Denton**  
**Total Annual Debt Service (Principal & Interest) - Wastewater**  
**Fiscal Year Ending September 30, 2024**

<b>FY End 9-30</b>	<b>General Obligation Bonds GOs</b>	<b>Certificates of Obligation COs</b>	<b>Revenue Bonds</b>	<b>Total</b>
2025	\$ 1,248,566	\$ 11,527,067	\$ -	\$ 12,775,633
2026	1,249,875	11,524,569	-	12,774,444
2027	1,523,100	11,204,894	-	12,727,994
2028	1,486,750	11,214,144	-	12,700,894
2029	1,497,000	11,145,019	-	12,642,019
2030	1,503,750	11,154,044	-	12,657,794
2031	1,238,875	11,156,063	-	12,394,938
2032	1,276,750	11,161,381	-	12,438,131
2033	768,750	11,158,331	-	11,927,081
2034	420,250	11,158,956	-	11,579,206
2035	-	11,152,956	-	11,152,956
2036	-	10,678,219	-	10,678,219
2037	-	10,457,894	-	10,457,894
2038	-	10,464,219	-	10,464,219
2039	-	10,460,228	-	10,460,228
2040	-	9,823,881	-	9,823,881
2041	-	9,239,619	-	9,239,619
2042	-	8,131,300	-	8,131,300
2043	-	5,175,400	-	5,175,400
2044	-	4,003,500	-	4,003,500
	<b>\$ 12,213,666</b>	<b>\$ 201,991,683</b>	<b>\$ -</b>	<b>\$ 214,205,349</b>



**City of Denton**  
**Total Annual Debt Service (Principal & Interest) - Solid Waste**  
**Fiscal Year Ending September 30, 2024**

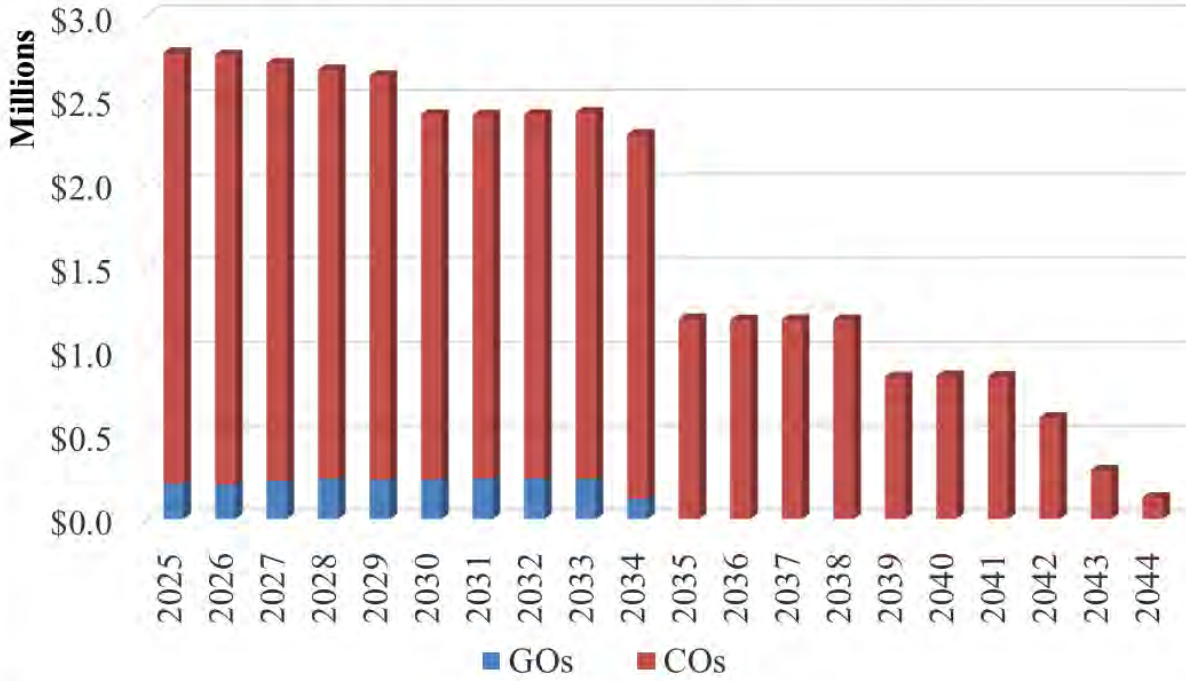
<b>FY End 9-30</b>	<b>General Obligation Bonds GOs</b>	<b>Certificates of Obligation COs</b>	<b>Revenue Bonds</b>	<b>Total</b>
2025	\$ 1,042,777	\$ 4,227,095	\$ -	\$ 5,269,872
2026	976,775	4,064,713	-	5,041,488
2027	1,042,575	3,572,563	-	4,615,138
2028	940,725	3,174,563	-	4,115,288
2029	888,375	2,908,063	-	3,796,438
2030	895,000	2,503,813	-	3,398,813
2031	696,875	2,501,969	-	3,198,844
2032	487,500	2,507,750	-	2,995,250
2033	446,000	2,504,525	-	2,950,525
2034	317,750	2,506,400	-	2,824,150
2035	-	2,508,650	-	2,508,650
2036	-	2,257,125	-	2,257,125
2037	-	1,789,025	-	1,789,025
2038	-	1,720,850	-	1,720,850
2039	-	1,715,725	-	1,715,725
2040	-	1,719,050	-	1,719,050
2041	-	1,716,225	-	1,716,225
2042	-	1,716,600	-	1,716,600
2043	-	1,215,300	-	1,215,300
2044	-	168,300	-	168,300
	<b>\$ 7,734,352</b>	<b>\$ 46,998,301</b>	<b>\$ -</b>	<b>\$ 54,732,653</b>



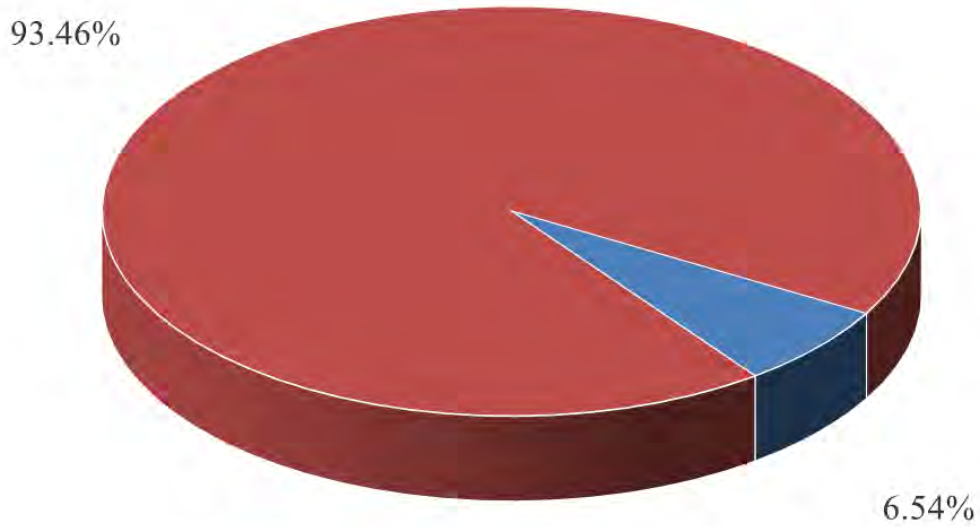
**City of Denton**  
**Total Annual Debt Service (Principal & Interest) - Airport and Internal Service Funds**  
**Internal Service Funds: Technology, Fleet, Customer Service**  
**Fiscal Year Ending September 30, 2024**

<b>FY End</b>	<b>General Obligation Bonds</b>	<b>Certificates of Obligation</b>	<b>Revenue</b>	<b>Total</b>
<b>9-30</b>	<b>GOs</b>	<b>COs</b>	<b>Bonds</b>	
2025	\$ 211,081	\$ 2,564,019	\$ -	\$ 2,775,100
2026	202,475	2,558,756	-	2,761,231
2027	230,750	2,480,606	-	2,711,356
2028	242,250	2,430,231	-	2,672,481
2029	238,125	2,399,656	-	2,637,781
2030	238,625	2,167,681	-	2,406,306
2031	243,500	2,159,331	-	2,402,831
2032	242,750	2,163,659	-	2,406,409
2033	241,500	2,178,656	-	2,420,156
2034	117,875	2,170,481	-	2,288,356
2035	-	1,190,909	-	1,190,909
2036	-	1,184,456	-	1,184,456
2037	-	1,185,794	-	1,185,794
2038	-	1,185,431	-	1,185,431
2039	-	844,906	-	844,906
2040	-	851,353	-	851,353
2041	-	848,463	-	848,463
2042	-	602,700	-	602,700
2043	-	290,600	-	290,600
2044	-	127,500	-	127,500
	<b>\$ 2,208,931</b>	<b>\$ 31,585,191</b>	<b>\$ -</b>	<b>\$ 33,794,121</b>

**Airport & Internal Services Revenue (\$)**



**Airport & Internal Services Revenue (%)**



**HOUSE BILL 1378 SECTION**

**City of Denton**  
**Summary of Debt Obligations**  
**Fiscal Year Ending September 30, 2024**

<b>TOTAL TAX-SUPPORTED AND REVENUE DEBT</b>	<b>HB 1378 Calculation <sup>(1)</sup></b>	<b>City Calculation <sup>(2)</sup></b>
Total Authorized Debt Obligations	\$ 1,931,725,000	\$ 1,931,725,000
Total Principal Of All Outstanding Debt Obligations	\$ 1,674,590,000	\$ 1,674,590,000
Combined Principal And Interest Required To Pay All Outstanding Debt Obligations On Time And In Full	\$ 2,375,945,906	\$ 2,375,945,906

<b>TOTAL DEBT SECURED BY AD VALOREM TAXATION</b>		
Total Authorized Debt Obligations Secured By Ad Valorem Taxation	\$ 1,592,715,000	\$ 753,945,000
Total Principal Of All Outstanding Debt Obligations Secured By Ad Valorem Taxation	\$ 1,335,580,000	\$ 496,810,000
Combined Principal And Interest Required To Pay All Outstanding Debt Obligations Secured By Ad Valorem Taxation On Time And In Full	\$ 1,910,294,041	\$ 676,438,136

<b>PER CAPITA TOTAL DEBT SECURED BY AD VALOREM TAXATION</b>		
Total Authorized Debt Obligations Secured By Ad Valorem Taxation Expressed As A Per Capita Amount	\$ 10,330	\$ 4,890
Total Principal Of Outstanding Debt Obligations Secured By Ad Valorem Taxation As A Per Capita Amount	\$ 8,662	\$ 3,222
Combined Principal And Interest Required To Pay All Outstanding Debt Obligations Secured By Ad Valorem Taxation On Time And In Full As A Per Capita Amount	\$ 12,389	\$ 4,387
Population Total Used To Calculate Per Capita Figures	154,189	154,189
Source And Year of Data Used To Calculate Per Capita Figures	Budget Book 2024	Budget Book 2024

<sup>(1)</sup> For all "Authorized Debt Obligations" amounts and calculations, the City has included all voted but unissued amounts and all amounts of debt that were authorized by the City Council to be issued, but, as of the end of the fiscal year remained unissued, as well as all outstanding debt as of the end of the fiscal year. The City currently has a \$100 million GO ECP Program under existing GO debt authorization.

<sup>(2)</sup> City Calculation excludes general obligation debt issued for Enterprise Funds (Electric, Water, Wastewater, Solid Waste, Airport, Customer Service, Tech, and Fleet) since the City has paid that debt with revenues from each respective fund. General obligation debt is issued with a limited pledge of Utility System revenue for this purpose. The City currently has a \$300 million Utility ECP Program under existing utility debt authorization.

**City of Denton  
Individual Debt Obligations  
Fiscal Year Ending September 30, 2024**

Outstanding Debt Obligations	Principal Issued	Principal Outstanding	Combined Principal & Interest	Final Maturity Date	Secured by Ad Valorem Taxes	Total Proceeds Received	Proceeds Spent	Proceeds Unspent	Current Credit Rating		
									Moody's	S&P	Fitch
<b>Certificates of Obligation, Series 2014</b>	\$ 89,180,000	\$ 20,840,000	\$ 31,773,550	February 15, 2044	Yes	\$ 93,781,795	\$ 93,781,795	\$ -	Not Rated	AA+	AA+
<p>Proceeds of the sale of the Certificates will be used (a) acquisition of vehicles and equipment for, and acquiring, constructing, installing and equipping additions, extensions, renovations and improvements to, the City's solid waste disposal system, including the acquisition of land for the City landfill; (b) renovations to, and equipping of, existing municipal buildings, including the acquisition and installation of replacement heating, venting and air conditioning equipment, roofing and flooring; (c) acquisition of vehicles and equipment for the fire, police, building inspections, animal services, streets and traffic control, facilities management, and parks and recreation departments; (d) constructing and improving streets, including installation of traffic signals; (e) acquiring, constructing, installing and equipping hangars for the municipal airport; (f) acquiring, constructing, installing and equipping additions, extensions, renovations and improvements to the Civic Center Pool facilities; (g) acquiring, constructing, installing and equipping replacement facility for Fire Station Number 2, including related site preparation; (h) acquisition of equipment for, and acquiring, constructing, installing and equipping additions, extensions, renovations and improvements to, the City's waterworks and sewer system; (i) acquisition of equipment for, and acquiring, constructing, installing and equipping additions, extensions, renovations and improvements to, the City's electric light and power system; and also for the purpose of paying all or a portion of the City's contractual obligations for professional services, including engineers, architects, attorneys, map makers, auditors, and financial advisors, in connection with said projects and said Certificates.</p>											
<b>General Obligation Refunding and Improvement Bonds, Series 2014</b>	\$ 7,330,000	\$ 2,325,000	\$ 2,736,950	February 15, 2034	Yes	\$ 4,063,543	\$ 4,063,543	\$ -	Not Rated	AA+	AA+
<p>Proceeds of the Bonds are expected to be used (i) to refund certain outstanding obligations of the City for debt service savings; (ii) for various street improvements, and (iii) to pay the costs associated with the issuance of the Bonds.</p>											
<b>General Obligation Refunding Bonds, Series 2014</b>	\$ 27,155,000	\$ 1,850,000	\$ 1,877,750	February 15, 2025	Yes	\$ 147,264	\$ 147,264	\$ -	Not Rated	AA+	AA+
<p>Proceeds of the Bonds are expected to be used (i) to refund certain outstanding obligations of the City for debt service savings; (ii) to refinance a portion of the City's contractual obligations to the Texas Municipal Power Agency (the "TMPA") under a power sales contract with the TMPA, specifically in respect to the refunding of approximately \$13,430,000 in maturity value of certain outstanding TMPA bonds; and (iii) to pay the costs associated with the issuance of the Bonds.</p>											
<b>Certificates of Obligation, Series 2015</b>	\$ 93,015,000	\$ 65,130,000	\$ 94,257,619	February 15, 2045	Yes	\$ 97,983,335	\$ 97,983,335	\$ -	Not Rated	AA+	AA+
<p>Proceeds of the sale of the Certificates will be used (a) acquisition of vehicles and equipment for, and acquiring, constructing, installing and equipping additions, extensions, renovations and improvements to, the City's solid waste disposal system, including the acquisition of land for the City landfill; (b) renovations to, and equipping of, existing municipal buildings, including the acquisition and installation of replacement heating, venting and air conditioning equipment, roofing and flooring; (c) acquisition of vehicles and equipment for the fire, police, building inspections, animal services, streets and traffic control, facilities management, and parks and recreation departments; (d) acquiring, constructing, installing and equipping parking facilities; (e) acquisition of land and buildings to be used for administration facilities and/or park purposes; (f) acquiring, constructing, installing and equipping additions, extensions, renovations and improvements to the Civic Center Pool facilities; and (g) acquiring, constructing, installing and equipping replacement facility for Fire Station Number 2, including related site preparation, and acquiring, constructing, installing and equipping a new fire station, including the acquisition of land therefor; (h) acquisition of vehicles and equipment for, and acquiring, constructing, installing and equipping additions, extensions, renovations and improvements to, the City's waterworks and sewer system; and (i) acquisition of equipment for, and acquiring, constructing, installing and equipping additions, extensions, renovations and improvements to, the City's electric light and power system, and also for the purpose of paying all or a portion of the City's contractual obligations for professional services, including engineers, architects, attorneys, map makers, auditors, and financial advisors, in connection with said projects and said Certificates.</p>											
<b>General Obligation Refunding and Improvement Bonds, Series 2015</b>	\$ 37,640,000	\$ 18,860,000	\$ 22,296,444	February 15, 2035	Yes	\$ 23,013,425	\$ 23,013,425	\$ -	Not Rated	AA+	AA+
<p>Proceeds of the Bonds are expected to be used (i) to refund certain outstanding obligations of the City for debt service savings; (ii) for street improvements, public safety facilities improvements, stormwater drainage and flood control improvements, and park system improvements, and (iii) to pay the costs associated with the issuance of the Bonds.</p>											
<b>General Obligation Refunding Bonds, Series 2015</b>	\$ 33,945,000	\$ 635,000	\$ 662,250	February 15, 2026	Yes	\$ 37,992,142	\$ 37,992,142	\$ -	Not Rated	AA+	AA+
<p>Proceeds of the Bonds will be used (i) to currently refund in part, and advance refund in part, certain outstanding obligations of the City for debt service savings; (ii) to refinance a portion of the City's contractual obligations to the Texas Municipal Power Agency (the "TMPA") under a power sales contract with the TMPA, specifically in respect to the refunding of approximately \$3,430,000 in maturity value of certain outstanding TMPA bonds; and (iii) to pay the costs associated with the issuance of the Bonds.</p>											
<b>Certificates of Obligation, Series 2016</b>	\$ 83,305,000	\$ 59,670,000	\$ 83,825,728	February 15, 2046	Yes	\$ 92,340,554	\$ 92,340,554	\$ -	Not Rated	AA+	AA+
<p>Proceeds from the sale of the Certificates will be used (a) acquisition of vehicles and equipment for, and acquiring, constructing, installing and equipping additions, extensions, renovations and improvements to, the City's solid waste disposal system, including the acquisition of land for the City landfill; (b) renovations to, and equipping of, existing municipal buildings, including the acquisition and installation of replacement heating, venting and air conditioning equipment, roofing and flooring; (c) acquisition of vehicles and equipment for the fire, police, building inspections, community improvement services, animal services, streets and traffic control, facilities management, and parks and recreation departments; (d) acquiring, constructing, installing and equipping additions, extensions, renovations and improvements to parking facilities; (e) constructing and improving streets, including landscaping, drainage, utility line relocations and the acquisition of land and rights-of-way therefor; (f) acquiring, constructing, installing and equipping a new fire training facility; and (g) acquisition of land for a new fire station; (h) acquisition of vehicles and equipment for, and acquiring, constructing, installing and equipping additions, extensions, renovations and improvements to, the City's waterworks and sewer system; and (i) acquisition of equipment for, and acquiring, constructing, installing and equipping additions, extensions, renovations and improvements to, the City's electric light and power system, and also for the purpose of paying all or a portion of the City's contractual obligations for professional services, including engineers, architects, attorneys, map makers, auditors, and financial advisors, in connection with said projects and said Certificates.</p>											
<b>General Obligation Refunding and Improvement Bonds, Series 2016</b>	\$ 28,930,000	\$ 16,540,000	\$ 19,160,050	February 15, 2036	Yes	\$ 16,915,297	\$ 16,915,297	\$ -	Not Rated	AA+	AA+
<p>Proceeds of the Bonds are expected to be used (i) to refund certain outstanding obligations of the City for debt service savings; (ii) for street improvements, public safety facilities improvements, stormwater drainage and flood control improvements, and park system improvements, and (iii) to pay the costs associated with the issuance of the Bonds.</p>											
<b>General Obligation Refunding Bonds, Series 2016A</b>	\$ 38,425,000	\$ 17,925,000	\$ 19,760,900	February 15, 2030	Yes	\$ 175,657	\$ 175,657	\$ -	Not Rated	AA+	AA+
<p>Proceeds from the sale of the Bonds, together with funds contributed by the City, are expected to be used (i) refund all outstanding obligations of the City's Utility System for debt service savings; and (ii) to pay the costs associated with the issuance of the Bonds.</p>											
<b>Utility System Revenue Bonds, Series 2017</b>	\$ 214,890,000	\$ 172,900,000	\$ 234,986,250	December 1, 2036	No	\$ 246,164,298	\$ 246,086,317	\$ 77,982	Not Rated	A+	A

Outstanding Debt Obligations	Principal Issued	Principal Outstanding	Combined Principal & Interest	Final Maturity Date	Secured by Ad Valorem Taxes	Total Proceeds Received	Proceeds Spent	Proceeds Unspent	Current Credit Rating			
									Moody's	S&P	Fitch	
<p>Proceeds from the sale of the Series 2016 Bonds will be used to (a) acquire and construct additions and improvements to the City's electric light and power system including new quick start peak power generation facilities; (b) fund capitalized interest on the Series 2016 Bonds; and (c) pay the costs of issuance in connection with the issuance of the Series 2016 Bonds.</p>												
<b>Certificates of Obligation, Series 2017</b>	\$ 90,800,000	\$ 62,095,000	\$ 92,455,825	February 15, 2047	Yes	\$ 98,365,003	\$ 98,365,003	\$ -	Not Rated	AA+	AA+	
<p>Proceeds from the sale of the Certificates will be used for (a) acquisition of vehicles and equipment for, and acquiring, constructing, installing and equipping additions, extensions, renovations and improvements to, the City's solid waste disposal system; (b) renovations to, and equipping of, existing municipal buildings, including the acquisition and installation of replacement heating, venting and air conditioning equipment, roofing and flooring; (c) acquisition of vehicles and equipment for the fire, police, building inspections, community improvement services, animal services, streets and traffic control, facilities management, and parks and recreation departments; (d) acquiring, constructing, installing and equipping additions, extensions, renovations and improvements to parking facilities; (e) constructing and improving streets, including landscaping, drainage, utility line relocations and the acquisition of land and rights-of-way therefor; (f) acquisition of equipment for, and acquiring, constructing, installing and equipping additions, extensions, renovations and improvements to, the City's electric light and power system; and also for the purpose of paying all or a portion of the City's contractual obligations for professional services, including engineers, architects, attorneys, map makers, auditors, and financial advisors, in connection with said projects and said Certificates.</p>												
<b>General Obligation Refunding and Improvement Bonds, Series 2017</b>	\$ 29,105,000	\$ 12,115,000	\$ 14,854,272	February 15, 2037	Yes	\$ 17,294,871	\$ 16,855,546	\$ 439,325	Not Rated	AA+	AA+	
<p>Proceeds of the Bonds are expected to be used (i) to refund certain outstanding obligations of the City described on Schedule I attached hereto (the "Refunded Obligations") for debt service savings; (ii) for street improvements and public safety facilities improvements, and (iii) to pay the costs associated with the issuance of the Bonds.</p>												
<b>General Obligation Bonds, Series 2018</b>	\$ 19,235,000	\$ 15,140,000	\$ 19,188,238	February 15, 2038	Yes	\$ 19,871,128	\$ 19,871,128	\$ -	Not Rated	AA+	AA+	
<p>Proceeds of the Bonds are expected to be used (i) street improvements, storm water drainage and flood control improvements, and park system improvements; and (ii) to pay the costs associated with the issuance of the Bonds.</p>												
<b>Certificates of Obligation, Series 2018</b>	\$ 9,555,000	\$ 4,635,000	\$ 5,728,638	February 15, 2038	Yes	\$ 10,020,370	\$ 10,020,370	\$ -	Not Rated	AA+	AA+	
<p>Proceeds will be used for (a) renovations to, and equipping of, existing municipal buildings, including the acquisition and installation of replacement heating, venting and air conditioning equipment, roofing and flooring; (b) acquisition of vehicles and equipment for the fire, police, building inspections, community improvement services, animal services, streets and traffic control, facilities management, and parks and recreation departments; (c) acquiring, constructing, installing and equipping additions, extensions, renovations and improvements to runways and taxiways at the municipal airport; and (d) acquiring, constructing, renovating, installing and equipping fire stations, including the acquisition of land therefor; and also for the purpose of paying all or a portion of the City's contractual obligations for professional services, including engineers, architects, attorneys, map makers, auditors, and financial advisors, in connection with said projects and the Certificates (see "Plan of Financing").</p>												
<b>Certificates of Obligation, Series 2018A</b>	\$ 29,545,000	\$ 21,610,000	\$ 27,576,947	February 15, 2038	Yes	\$ 31,802,097	\$ 31,802,097	\$ -	Not Rated	AA+	AA+	
<p>Proceeds from the sale of the Certificates will be used for (a) renovating, constructing, expanding, improving and equipping existing municipal service center building; (b) constructing and improving streets, including landscaping, drainage, utility line relocations and the acquisition of land and rights-of-way therefor; (c) constructing, reconstructing and improving vehicle roadways at the municipal airport; (d) acquiring, constructing, installing and equipping fire stations, including the acquisition of land therefor; (e) acquiring, constructing, installing and equipping a public safety facility for the police department, including the acquisition of land therefor; (acquiring and installing a radio communications system for the City; and also for the purpose of paying all or a portion of the City's contractual obligations for professional services, including engineers, architects, attorneys, map makers, auditors, and financial advisors.</p>												
<b>General Obligation Refunding &amp; Improvement Bonds, Series 2019</b>	\$ 44,340,000	\$ 19,760,000	\$ 23,705,700	February 15, 2039	Yes	\$ 48,176,707	\$ 47,947,129	\$ 229,578	Not Rated	AA+	AA+	
<p>Proceeds of the Bonds are expected to be used (i) up to \$28,620,000 for the public purpose of refunding the Refunded Obligations, (ii) for the purpose of the acquisition of property and making improvements for public purposes in said Issuer, to wit: (A) \$14,580,000 for street improvements, (B) \$705,000 for stormwater drainage and flood control improvements, and (C) \$4,085,000 for park system improvements.</p>												
<b>Certificates of Obligation, Series 2019</b>	\$ 28,755,000	\$ 20,210,000	\$ 26,483,200	February 15, 2049	Yes	\$ 30,516,239	\$ 30,516,239	\$ -	Not Rated	AA+	AA+	
<p>Proceeds will be used for acquisition of equipment for, and acquiring, constructing, installing and equipping additions, extensions, renovations and improvements to, the (a) Issuer's waterworks system; (b) Issuer's wastewater system; and (c) the Issuer's electric light and power system; and also for the purpose of paying all or a portion of the Issuer's contractual obligations for professional services, including engineers, architects, attorneys, map makers, auditors, and financial advisors, in connection with said projects and said Certificates of Obligation; and up to \$10,110,000 in principal amount for the purpose of: renovations to, and equipping of, existing municipal buildings, (a) including the acquisition and installation of replacement heating, venting and air conditioning equipment, roofing and flooring; (b) acquisition of vehicles and equipment for the fire, police, building inspections, community improvement services, animal services, streets and traffic control, facilities management, and parks and recreation departments; (c) constructing and improving streets, including landscaping, drainage, utility line relocations and the acquisition of land and rights-of-way therefor; (d) acquiring, constructing, installing and equipping a public safety facility for the police department, including the acquisition of land therefor; (e) acquiring, extending, constructing, renovating, improving and equipping parking facilities, including the acquisition of land therefor; and (f) acquisition and installation of technology equipment including computer equipment and software for various municipal departments; and also for the purpose of paying all or a portion of the Issuer's contractual obligations for professional services, including engineers, architects, attorneys, map makers, auditors, and financial advisors, in connection with said projects and said Certificates of Obligation.</p>												
<b>General Obligation Refunding &amp; Improvement Bonds, Series 2020</b>	\$ 62,080,000	\$ 40,680,000	\$ 47,878,175	February 15, 2040	Yes	\$ 70,866,956	\$ 60,682,666	\$ 10,184,290	Not Rated	AA+	AA+	
<p>Proceeds of the Bonds are expected to be used for (i) various street improvements, park system improvements and public safety facilities for the police department, (ii) to refund the bonds described in Schedule I – Schedule of Refunded Obligations (the "Refunded Obligations") for debt service savings and (iii) to pay the costs associated with the issuance of the Bonds (see "Plan of Financing").</p>												
<b>Certificate of Obligations, Series 2020</b>	\$ 58,080,000	\$ 49,520,000	\$ 62,343,600	February 15, 2050	Yes	\$ 64,267,139	\$ 64,267,139	\$ -	Not Rated	AA+	AA+	
<p>Proceeds will be used for the purpose of paying all or a portion of the Issuer's contractual obligations incurred pursuant to contracts for the purchase, construction and acquisition of certain real and personal property, to wit: up to \$37,120,000 in principal amount for the purpose of: (a) acquisition of equipment for, and acquiring, constructing, installing and equipping additions, extensions, renovations and improvements to, the Issuer's wastewater system; and (b) acquisition of equipment for, and acquiring, constructing, installing and equipping additions, extensions, renovations and improvements to, the Issuer's electric light and power system; and also for the purpose of paying all or a portion of the Issuer's contractual obligations for professional services, including engineers, architects, attorneys, map makers, auditors, and financial advisors, in connection with said projects and said Certificates of Obligation; and up to \$27,250,000 in principal amount for the purpose of: (a) acquisition of vehicles and equipment for the fire, police, building inspections, community improvement services, animal services, streets and traffic control, facilities management, and parks and recreation departments; (b) acquiring, constructing, installing and equipping additions, extensions, renovations and improvements to existing fire stations; (c) acquiring, constructing, reconstructing, renovating, installing and equipping a municipal government building for municipal development services and other municipal administrative purposes, and the acquisition of land and interests in land and properties therefor; (d) acquiring, constructing, reconstructing, renovating, installing and equipping municipal parks; (e) acquiring land and building for facility for homeless and indigent shelter and services; and also for the purpose of paying all or a portion of the Issuer's contractual obligations for professional services, including engineers, architects, attorneys, map makers, auditors, and financial advisors, in connection with said projects and said Certificates of Obligation (collectively, the "Projects").</p>												
<b>General Obligation Refunding Bonds, Series 2020A</b>	\$ 14,150,000	\$ 10,280,000	\$ 11,927,675	February 15, 2031	Yes	\$ 17,031,195	\$ 17,031,195	\$ -	Not Rated	AA+	AA+	

Outstanding Debt Obligations	Principal Issued	Principal Outstanding	Combined Principal & Interest	Final Maturity Date	Secured by Ad Valorem Taxes	Total Proceeds Received	Proceeds Spent	Proceeds Unspent	Current Credit Rating			
									Moody's	S&P	Fitch	
Proceeds of the Bonds are expected to be used for (i) to refund the bonds described in Schedule I – Schedule of Refunded Obligations (the "Refunded Obligations") for debt service savings and (ii) to pay the costs associated with the issuance of the Bonds (see "Plan of Financing").												
<b>Certificates of Obligation, Series 2021</b>	\$ 97,035,000	\$ 86,695,000	\$ 113,587,616	February 15, 2021	Yes	\$ 104,246,453	\$ 95,143,204	\$ 9,103,248	Not Rated	AA+	AA+	
Proceeds from the sale of the Certificates will be used for (i) acquisition of equipment for, and acquiring, constructing, installing and equipping additions, extensions, renovations and improvements to, the City's waterworks and wastewater system; (ii) acquisition of equipment for, and acquiring, constructing, installing and equipping additions, extensions, renovations and improvements to, the City's electric light and power system; (iii) constructing and improving streets, including landscaping, drainage, utility line relocations and the acquisition of land and rights-of-way therefor; (iv) acquisition of vehicles and equipment for the fire, police, building inspections, community improvement services, animal services, streets and traffic control, facilities management, and parks and recreation departments; (v) renovations to, and equipping of, existing municipal buildings, including the acquisition and installation of replacement heating, venting and air conditioning equipment, roofing and flooring; (vi) acquisition and installation of technology equipment including computer equipment and software for various municipal departments; (vii) constructing, reconstructing, renovating, installing and equipping facility for homeless and indigent shelter and services; and (viii) renovations to, expansion of, and equipping existing municipal vehicle maintenance facility; and also for the purpose of paying all or a portion of the City's contractual obligations for professional services, including engineers, architects, attorneys, map makers, auditors, and financial advisors, in connection with said projects and the Certificates (see "Plan of Financing").												
<b>General Obligation Bonds, Series 2021</b>	\$ 54,710,000	\$ 49,065,000	\$ 60,884,444	February 15, 2041	Yes	\$ 59,608,180	\$ 59,608,180	\$ -	Not Rated	AA+	AA+	
Proceeds from the sale of the Certificates will be used for (i) acquisition of equipment for, and acquiring, constructing, installing and equipping additions, extensions, renovations and improvements to, the City's waterworks and wastewater system; (ii) acquisition of equipment for, and acquiring, constructing, installing and equipping additions, extensions, renovations and improvements to, the City's electric light and power system; (iii) constructing and improving streets, including landscaping, drainage, utility line relocations and the acquisition of land and rights-of-way therefor; (iv) acquisition of vehicles and equipment for the fire, police, building inspections, community improvement services, animal services, streets and traffic control, facilities management, and parks and recreation departments; (v) renovations to, and equipping of, existing municipal buildings, including the acquisition and installation of replacement heating, venting and air conditioning equipment, roofing and flooring; (vi) acquisition and installation of technology equipment including computer equipment and software for various municipal departments; (vii) constructing, reconstructing, renovating, installing and equipping facility for homeless and indigent shelter and services; and (viii) renovations to, expansion of, and equipping existing municipal vehicle maintenance facility; and also for the purpose of paying all or a portion of the City's contractual obligations for professional services, including engineers, architects, attorneys, map makers, auditors, and financial advisors, in connection with said projects and the Certificates (see "Plan of Financing").												
<b>Utility System Revenue Refunding Bonds, Taxable Series 2021</b>	\$ 141,990,000	\$ 134,715,000	\$ 195,016,240	December 1, 2050	No	\$ 141,990,000	\$ 141,990,000	\$ -	Not Rated	A+	A	
Proceeds from the sale of the Taxable Series 2021 Bonds will be used to (a) refund outstanding commercial paper notes ("Refunded Notes"); and (b) pay the costs of issuance in connection with the issuance of the Taxable Series 2021 Bonds (See "Plan of Financing – Purpose" and "Plan of Financing – Refunded Notes").												
<b>Certificates of Obligation, Series 2022</b>	\$ 112,155,000	\$ 105,085,000	\$ 161,669,506	February 15, 2052	Yes	\$ 119,729,679	\$ 112,854,250	\$ 6,875,429	Not Rated	AA+	AA+	
Proceeds from the sale of the Certificates will be used for the purchase, construction and acquisition of certain real and personal property, to wit: (i) acquiring, constructing, installing and equipping fire stations; (ii) acquisition of vehicles and equipment for the fire, police, building inspections, community improvement services, animal services, streets and traffic control, facilities management, airport, technology services, fleet management, warehouse management and parks and recreation departments; (iii) renovations to, and equipping of, existing municipal buildings, including the acquisition and installation of replacement heating, venting and air conditioning equipment, roofing and flooring; (iv) acquisition and installation of electric generator equipment for municipal buildings; (v) acquiring, constructing and installing door security systems, including security system technology equipment and software, for municipal buildings; (vi) constructing, reconstructing, renovating, installing and equipping municipal parks; (vii) renovations to, expansion of, and equipping existing municipal vehicle maintenance facility; and (viii) acquisition of vehicles and equipment for, and acquiring, constructing, installing and equipping additions, extensions, renovations and improvements to, the City's solid waste disposal system; (ix) acquisition of equipment for, and acquiring, constructing, installing and equipping additions, extensions, renovations and improvements to, the City's waterworks and wastewater system; and (x) acquisition of equipment for, and acquiring, constructing, installing and equipping additions, extensions, renovations and improvements to, the City's electric light and power system and also for the purpose of paying all or a portion of the City's contractual obligations for professional services, including engineers, architects, attorneys, map makers, auditors, and financial advisors, in connection with said projects and the Certificates (see "Plan of Financing").												
<b>General Obligation Refunding &amp; Improvement Bonds, Series 2022</b>	\$ 71,285,000	\$ 60,730,000	\$ 87,251,375	February 15, 2042	Yes	\$ 76,874,578	\$ 73,335,759	\$ 3,538,819	Not Rated	AA+	AA+	
Proceeds of the Bonds are expected to be used for (i) various street improvements, (ii) public safety facilities, (iii) the acquisition of park land, (iv) refunding the obligations described in Schedule I – Schedule of Refunded Obligations (the "Refunded Obligations") for debt service savings, and (v) to pay the costs associated with the issuance of the Bonds (see "Plan of Financing").												
<b>Certificates of Obligation, Series 2023</b>	\$ 149,140,000	\$ 144,830,000	\$ 229,453,300	February 15, 2053	Yes	\$ 158,357,363	\$ 81,600,098	\$ 76,757,265	Not Rated	AA+	AA+	
Proceeds from the sale of the Certificates will be used for the purchase, construction and acquisition of certain real and personal property, to wit: (a) acquiring, constructing, installing and equipping fire stations; (b) acquisition of vehicles and equipment for the fire, police, building inspections, community improvement services, animal services, streets and traffic control, facilities management, airport, technology services, fleet management, warehouse management, and parks and recreation departments; (c) renovations to, and equipping of, existing municipal buildings, including the acquisition and installation of replacement heating, venting and air conditioning equipment, roofing and flooring; (d) acquiring, constructing, installing and equipping police stations; (e) acquiring, constructing and installing building security systems, including security system technology equipment and software, for municipal buildings; (f) constructing, reconstructing, renovating, installing and equipping municipal parks; (g) renovations to, expansion of, and equipping existing municipal vehicle maintenance facility; (h) acquisition and installation of technology equipment, including radio equipment, computer equipment and software, for various municipal departments; (i) constructing and improving streets, including traffic signalization, landscaping, drainage, utility line relocations and the acquisition of land and rights-of-way therefor; (j) constructing, reconstructing and renovating runways and taxiways at the municipal airport; (k) acquisition of vehicles and equipment for, and acquiring, constructing, installing and equipping additions, extensions, renovations and improvements to, the City's solid waste disposal system; (l) acquisition of equipment for, and acquiring, constructing, installing and equipping additions, extensions, renovations and improvements to, the City's waterworks and wastewater system; and (m) acquisition of equipment for, and acquiring, constructing, installing and equipping additions, extensions, renovations and improvements to, the City's electric light and power system, and also for the purpose of paying all or a portion of the City's contractual obligations for professional services, including engineers, architects, attorneys, map makers, auditors, and financial advisors, in connection with said projects and the Certificates (see "Plan of Financing").												
<b>General Obligation Refunding and Improvement Bonds, Series 2023</b>	\$ 72,625,000	\$ 68,935,000	\$ 93,311,950	February 15, 2043	Yes	\$ 80,345,643	\$ 45,886,018	\$ 34,459,625	Not Rated	AA+	AA+	
Proceeds of the Bonds are expected to be used for (i) various street improvements, (ii) refunding the obligations described in Schedule I – Schedule of Refunded Obligations (the "Refunded Obligations") for debt service savings, and (iii) to pay the costs associated with the issuance of the Bonds (see "Plan of Financing").												
<b>General Obligation Refunding and Improvement Bonds, Series 2024</b>	\$ 117,630,000	\$ 117,630,000	\$ 176,430,007	February 15, 2044	Yes	\$ 88,473,827	\$ 1,892,567	\$ 86,581,260	Not Rated	AA+	AA+	
PURPOSE . . . Proceeds of the Bonds are expected to be used for (i) various street improvements, (ii) drainage and flood control improvements; (iii) park system improvements; (iv) fire and animal control public safety facilities; (v) a new South Branch library; (vi) refunding the obligations described in Schedule I – Schedule of Refunded Obligations (the "Refunded Obligations") for debt service savings, and (vii) paying the costs associated with the issuance of the Bonds (see "Plan of Financing").												
<b>Certificates of Obligation, Series 2024</b>	\$ 242,790,000	\$ 242,790,000	\$ 379,212,334	February 15, 2054	Yes	\$ 260,389,585	\$ 14,018,056	\$ 246,371,529	Not Rated	AA+	AA+	

Outstanding Debt Obligations	Principal Issued	Principal Outstanding	Combined Principal & Interest	Final Maturity Date	Secured by Ad Valorem Taxes	Total Proceeds Received	Proceeds Spent	Proceeds Unspent	Current Credit Rating			
									Moody's	S&P	Fitch	
PURPOSE . . . Proceeds from the sale of the Certificates will be used for the purchase, construction and acquisition of certain real and personal property, to wit: (a) acquisition of equipment for, and acquiring, constructing, installing and equipping additions, extensions, renovations and improvements to, the City's waterworks and wastewater system; (b) acquisition of equipment for, and acquiring, constructing, installing and equipping additions, extensions, renovations and improvements to, the City's electric light and power system; (c) renovating, constructing, expanding, improving and equipping existing municipal service center building; (d) acquisition of vehicles and equipment for the fire, police, building inspections, community improvement services, animal services, streets and traffic control, facilities management, airport, technology services, fleet management, warehouse management, and parks and recreation departments; (e) renovations to, and equipping of, existing municipal buildings, including the acquisition and installation of replacement heating, venting and air conditioning equipment, roofing and flooring; (f) acquiring, expanding, constructing, renovating, improving and equipping parking facilities; (g) acquiring, constructing and installing building security systems, including security system technology equipment and software, for municipal buildings; (h) constructing, reconstructing, renovating, installing and equipping municipal parks; (i) renovations to and equipping existing municipal vehicle maintenance facility; (j) acquisition and installation of technology equipment, including radio equipment, computer equipment and software, for various municipal departments; (k) constructing and improving streets, including traffic signalization, landscaping, drainage, sidewalks, utility line relocations and the acquisition of land and rights-of-way therefor; (l) acquisition of equipment for, and acquiring, constructing, installing and equipping additions, extensions, renovations and improvements to, the City's drainage and storm sewer systems; and (m) acquisition of vehicles and equipment for, and acquiring, constructing, installing and equipping additions, extensions, renovations and improvements to, the City's solid waste disposal system, and also for the purpose of paying all or a portion of the City's contractual obligations for professional services, including engineers, architects, attorneys, map makers, auditors, and financial advisors, in connection with said projects and the Certificates (see "Plan of Financing").												
Utility System Revenue Bonds, Series 2024	\$ 31,395,000	\$ 31,395,000	\$ 35,649,377	December 1, 2028	No	\$ 31,395,000	\$ 31,395,000	\$ -	Not Rated	A+	A+	
<b>TOTAL</b>	<b>\$ 2,130,215,000</b>	<b>\$ 1,674,590,000</b>	<b>\$ 2,375,945,909</b>			<b>\$ 2,142,199,322</b>	<b>\$ 1,667,580,971</b>	<b>\$ 474,618,350</b>				

The Obligations are being issued for the purpose of providing funds for (i) the Ray Roberts Treatment Plant expansion and other system improvements and (ii) to pay the costs of issuance of the Obligations.

## Glossary of Terms

The HB 1378 Section of the Annual Debt Report contains terminology provided by the Texas Comptroller's Office. To assist the reader of this document in understanding these terms, a glossary of terms has been included in the document as provided by the Texas Comptroller's Office.

***Political Subdivision.*** Political subdivisions are counties, municipalities, school districts, junior college districts, other special districts, or other subdivisions of state government.

***Total Authorized Debt Obligations.*** Debt obligations are defined in the bill as issued public securities which are instruments, including bonds, certificates, notes, or other types of obligations authorized to be issued by an issuer under a statute, a municipal home-rule charter, or the constitution of this state. Issuance is the process of authorizing, selling, and delivering public debt. Public security authorization means a resolution, order or ordinance that is approved or adopted, or any other action taken in a proceeding, by the governing body of an issuer in authorizing the issuance of a public security.

***Total Principal of all Outstanding Debt Obligations.*** Total amount borrowed (par) of all obligations that have yet to be repaid.

***Combined Principal and Interest required to pay all Outstanding Debt Obligations on time and in full.*** Total amount borrowed (par) that has yet to be repaid plus the cost of interest.

***Total Authorized Debt Obligations Secured by Ad Valorem Taxation.*** Total debt obligations secured by a pledge of property taxes.

***Total Principal of all Outstanding Debt Obligations secured by Ad Valorem Taxation.*** Total amount borrowed (par) of obligations secured by a pledge of property taxes that have yet to be repaid.

***Combined Principal and Interest required to pay all Outstanding Debt Obligations secured by Ad Valorem Taxation on time and in full.*** Total amount borrowed (par) of all property tax-secured obligations plus the cost of interest.

***Total Authorized Debt Obligations secured by Ad Valorem Taxation expressed as a Per Capita Amount.*** Total authorized debt obligations secured by a pledge of property taxes divided by the population of the political subdivision.

***Total Principal of Outstanding Debt Obligations secured by Ad Valorem Taxation as a Per Capita Amount.*** Total amount borrowed (par) secured by a pledge of property taxes divided by the population of the political subdivision.

***Combined Principal and Interest required to pay all Outstanding Debt Obligations secured by Ad Valorem Taxation on time and in full as a Per Capita Amount.*** Total debt obligations secured by a pledge of property taxes plus the cost of debt service on these obligations divided by the population of the political subdivision.

## Glossary of Terms - continued

***Population total used to calculate per capita figures.*** The denominator used to calculate per capita figures. This is a population total for the political subdivision.

***Source and Year of population figure used to calculate Per Capita figures.*** The source of population data comprising the denominator of per capita figures.

***Outstanding Debt Obligation.*** An issued public security that has yet to be repaid.

***Conduit or Component Debt.*** Debt that is not a legal liability of the political subdivision but is secured by another entity.

***Principal Issued.*** Total amount borrowed (par).

***Principal Outstanding.*** Total amount borrowed (par) of obligation that has yet to be repaid.

***Combined principal and interest required to pay each Outstanding Debt Obligation on time and in full.*** The total amount borrowed (par) plus the cost of interest for each individual debt obligation or bond series.

***Final Maturity Date.*** The final payment date of individual debt obligation at which point all principal and interest will be paid off.

***Secured in any way by Ad Valorem Taxes.*** Indicates which individual debt obligations are in part or whole pledged with property taxes.

***Total Proceeds Received.*** Total assets received from the sale of a new issue of public securities.

***Proceeds Spent.*** The portion of total proceeds received that have been spent.


***Proceeds Unspent.*** The portion of total proceeds received that are remaining to be spent.

***Official stated purpose for which the debt obligation was authorized.*** The reason for the debt issuance as defined in ballot language, if applicable, or the Official Statement.

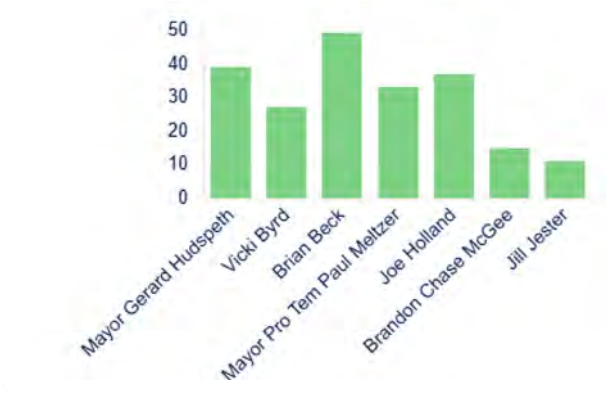
***Current Credit Rating.*** Existing rating given by any nationally recognized credit rating organization to debt obligations.

# FY 24/25 Council Requests

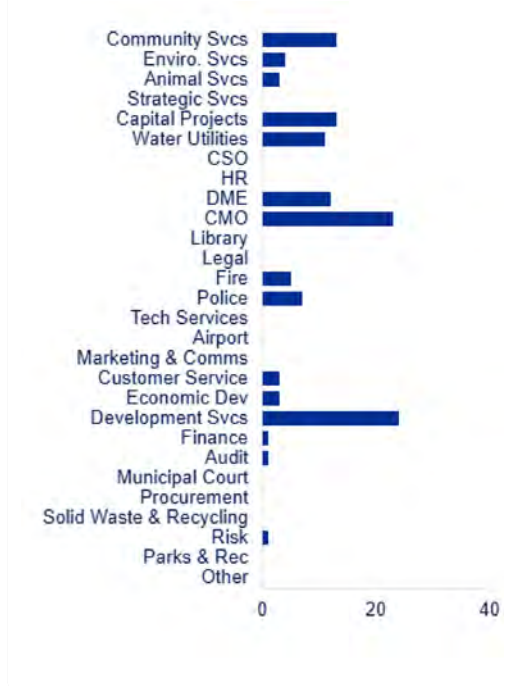
## Number of Requests Per Quarter



## Total Requests Made by Council Member



## Requests by Department



Please Note: the total number of requests per council member or department may not match, as several council members and/ or departments may be associated with a single request.

## Council Requests

28



## Number of Pending Requests by Council Member



# Friday Report - Council Requests

	Summary of Request	Council Member Requestor	Date Received	Staff Assigned	Department	Comments	Status
1	Ector Street Neighborhood Meeting - March 5	Mayor Pro Tem Meltzer	02/21/25	Daniel Kremer	Public Works -Streets	Referred to staff.	●
2	Traffic Study Prairie @ Elm	Council Member Beck	02/18/25	Farhan Butt, Jessica Robledo	Police Public Works-Traffic	Staff anticipate the traffic audit report to be complete by 3/19/25.	●
3	Traffic concerns - evaluate for stop sign Thistle Ridge @ Andrew Avenue	Council Member Holland	02/14/25	Farhan Butt	Public Works-Traffic	Staff anticipate traffic study to be complete by 2/26/25.	●
4	Road Safety Hickory Creek Ranch Neighborhood	Council Member Holland	02/09/25	Farhan Butt, Jessica Robledo	Police Public Works-Traffic	Staff report will be complete by 2/26/25.	●
5	Traffic Safety Audit at Circle at Kayewood and Greenwood	Council Member Beck	01/29/25	Farhan Butt	Public Works-Traffic	Staff analyzing data and preparing report, anticipate completion by 2/28/25.	●
6	Request for Road Safety Audit for University Drive and Malone Street	Council Member Beck Council Member Byrd Council Member McGee Council Member Holland Mayor Pro Tem Meltzer Council Member Jester	01/02/25	Farhan Butt	Public Works-Traffic	Data collection is complete. Analysis is underway, anticipated date of completion if 3/13/25.	●
7	DCTA Oak Street bus stop	Mayor Pro Tem Meltzer	02/21/25	Cassey Ogden	CMO	Staff updated CM with DCTA response.	●
8	Water / wastewater fees presented during work session	Council Member McGee	02/20/25	Stephen Gay	Wastewater Water	Staff updated CM.	●
9	Emery Street Development	Council Member McGee	02/20/25	Tina Furgens	Development Services	Staff updated CM.	●
10	Drainage at Hercules / Sherman	Council Member Beck	02/17/25	Stephen Gay	Water	Storm water drainage basin is being serviced by the HOA. CM updated.	●
11	Robson event for area projects	Mayor Hudspeth	02/15/25	Seth Garcia	Capital Projects/Engineering/Public Works	Staff assigned to the event. Updated Mayor.	●
12	Possible Code Enforcement	Council Member Holland	02/15/25	Joshua Ellison	Community Services	Notification to occupant and owner have been sent. Staff updated CM.	●
13	Possible Code Enforcement	Council Member Holland	02/15/25	Joshua Ellison	Community Services	Notification to occupant and owner have been sent. Staff updated CM.	●
14	Scheduling Cricket Field Slots	Mayor Hudspeth	02/14/25	Gary Packan	Parks	Staff updated CM.	●
15	Resident Inquiry Regarding Code Enforcement	Council Member Beck Council Member Byrd Council Member McGee Council Member Holland Mayor Pro Tem Meltzer Council Member Jester	02/11/25	Scott McDonald	Development Services	Staff is monitoring and working through code enforcement with occupant / owner.	●
16	Baseball League	Mayor Hudspeth	02/03/25	Gary Packan	Parks	Coordination and partnership between Miracle Baseball League and Denton Boys Baseball League for Miracle League games.	●
17	Mental Health / Law Enforcement Response to Homelessness	Council Member Byrd	01/22/25	Christine Taylor	CMO Community Services	Staff updated CM.	●
18	Damaged Irrigation Pipe	Council Member Holland	01/13/25	Sara Bonehill	Risk Management	Staff updated CM and communicated with the HOA.	●



# City of Denton Meeting Calendar

City Hall  
215 E. McKinney St.  
Denton, Texas 76201  
www.cityofdenton.com

**Criteria : Begin Date: 2/24/2025, End Date: 5/30/2025**

Date	Time	Meeting Body	Meeting Location
<b><u>February 2025</u></b>			
2/24/2025	9:00 AM	Public Utilities Board	Council Work Session Room
2/24/2025	3:00 PM	Development Code Review Committee	Development Services Center
2/24/2025	5:30 PM	Zoning Board of Adjustment	Cancelled
2/26/2025	10:00 AM	Mobility Committee	Council Work Session Room
2/26/2025	5:00 PM	Planning and Zoning Commission	Council Work Session Room & Council Chambers
2/28/2025	1:00 PM	Sustainability Framework Advisory Committee	City Council Work Session Room
<b><u>March 2025</u></b>			
3/3/2025	5:30 PM	Historic Landmark Commission	Development Service Center
3/3/2025	6:00 PM	Parks, Recreation and Beautification Board	Civic Center Community Room
3/4/2025	2:00 PM	City Council	Council Work Session Room & Council Chambers
3/6/2025	8:00 AM	Agenda Committee	Council Work Session Room
3/10/2025	9:00 AM	Public Utilities Board	Council Work Session Room
3/10/2025	3:00 PM	Development Code Review Committee	Development Services Center
3/10/2025	5:30 PM	Board of Ethics	Council Work Session Room
3/10/2025	5:30 PM	Library Board	North Branch Library
3/12/2025	10:00 AM	Animal Shelter Advisory Committee	Animal Services Training Room
3/12/2025	11:00 AM	Economic Development Partnership Board	Development Service Center Training Rooms
3/12/2025	3:00 PM	Airport Advisory Board	Airport Terminal Meeting Room
3/13/2025	3:00 PM	Health & Building Standards Commission	Development Service Center
3/19/2025	5:00 PM	Planning and Zoning Commission	Council Work Session Room & Council Chambers

Meeting Calendar continued...

Date	Time	Meeting Body	Meeting Location
3/24/2025	9:00 AM	Public Utilities Board	Council Work Session Room
3/24/2025	3:00 PM	Development Code Review Committee	Development Services Center
3/24/2025	5:30 PM	Zoning Board of Adjustment	Development Service Center
3/25/2025	2:00 PM	City Council	Council Work Session Room & Council Chambers
3/26/2025	10:00 AM	Mobility Committee	Council Work Session Room
3/26/2025	12:00 PM	Tax Increment Reinvestment Zone Number One Board	Development Service Center
3/28/2025	1:00 PM	Sustainability Framework Advisory Committee	City Council Work Session Room

**April 2025**

4/1/2025	11:00 AM	City Council	Council Work Session Room & Council Chambers
4/1/2025	2:00 PM	City Council	Council Work Session Room & Council Chambers
4/3/2025	8:00 AM	Agenda Committee	Council Work Session Room
4/3/2025	8:30 AM	Downtown Economic Development Committee	Development Service Center
4/3/2025	4:00 PM	Public Art Committee	Civic Center Community Room
4/7/2025	6:00 PM	Parks, Recreation and Beautification Board	Civic Center Community Room
4/9/2025	11:00 AM	Economic Development Partnership Board	Development Service Center
4/9/2025	3:00 PM	Airport Advisory Board	Airport Terminal Meeting Room
4/9/2025	5:00 PM	Planning and Zoning Commission	Council Work Session Room & Council Chambers
4/10/2025	3:00 PM	Health & Building Standards Commission	Development Service Center
4/14/2025	9:00 AM	Public Utilities Board	Council Work Session Room
4/14/2025	3:00 PM	Development Code Review Committee	Development Services Center
4/14/2025	5:30 PM	Board of Ethics	Council Work Session Room
4/14/2025	5:30 PM	Historic Landmark Commission	Development Service Center
4/14/2025	5:30 PM	Library Board	South Branch Library
4/15/2025	2:00 PM	City Council	Council Work Session Room & Council Chambers

Meeting Calendar continued...

Date	Time	Meeting Body	Meeting Location
4/23/2025	5:00 PM	Planning and Zoning Commission	Council Work Session Room & Council Chambers
4/25/2025	1:00 PM	Sustainability Framework Advisory Committee	City Council Work Session Room
4/28/2025	9:00 AM	Public Utilities Board	Council Work Session Room
4/28/2025	3:00 PM	Development Code Review Committee	Development Services Center
4/28/2025	5:30 PM	Zoning Board of Adjustment	Development Service Center
4/30/2025	10:00 AM	Mobility Committee	Council Work Session Room

**May 2025**

5/1/2025	8:00 AM	Agenda Committee	Council Work Session Room
5/1/2025	4:00 PM	Public Art Committee	Council Work Session Room
5/5/2025	9:00 AM	Public Utilities Board	Council Work Session Room
5/5/2025	6:00 PM	Parks, Recreation and Beautification Board	Civic Center Community Room
5/6/2025	2:00 PM	City Council	Council Work Session Room & Council Chambers
5/8/2025	3:00 PM	Health & Building Standards Commission	Development Service Center
5/12/2025	3:00 PM	Development Code Review Committee	Development Services Center
5/12/2025	5:30 PM	Board of Ethics	Council Work Session Room
5/12/2025	5:30 PM	Historic Landmark Commission	Development Service Center
5/12/2025	5:30 PM	Library Board	Emily Fowler Central Library
5/13/2025	12:00 PM	City Council	Council Work Session Room & Council Chambers
5/14/2025	10:00 AM	Animal Shelter Advisory Committee	Animal Services Training Room
5/14/2025	11:00 AM	Economic Development Partnership Board	Development Service Center Training Rooms
5/14/2025	3:00 PM	Airport Advisory Board	Airport Terminal Meeting Room
5/14/2025	5:00 PM	Planning and Zoning Commission	Council Work Session Room & Council Chambers
5/16/2025	1:00 PM	Bond Oversight Committee	Development Service Center
5/19/2025	9:00 AM	Public Utilities Board	Council Work Session Room
5/19/2025	5:30 PM	Zoning Board of Adjustment	Development Service Center

*Meeting Calendar continued...*

---

<b>Date</b>	<b>Time</b>	<b>Meeting Body</b>	<b>Meeting Location</b>
5/20/2025	2:00 PM	City Council	Council Work Session Room & Council Chambers
5/23/2025	1:00 PM	Sustainability Framework Advisory Committee	City Council Work Session Room
5/28/2025	10:00 AM	Mobility Committee	Council Work Session Room
5/28/2025	12:00 PM	Tax Increment Reinvestment Zone Number One Board	Development Service Center
5/28/2025	5:00 PM	Planning and Zoning Commission	Council Work Session Room & Council Chambers

**Tentative Work Session Topics and Meeting Information**  
**Updated: February 21, 2025**

Meeting Date	Item	Legistar ID	Departments Involved	Type	Estimated Time
March 4 Work Session (@2:00 p.m.) Regular Called Meeting (@6:30 p.m.)	A. Ethics Proposed Amendments	25-300	Internal Audit	City Business	1:00
	B. State Legislative Session Update	25-299	City Manager's Office	City Business	0:30
	C. Use of Evers Property	25-357	Parks and Recreation	City Business	0:30
	D. Two Minute Pitch:	25-021	City Manager's Office	Council Request	0:30
	Closed Meeting Item(s): Council Appointed Position Mid-Year Performance Reviews: City Auditor and City Attorney;		Legal (if any)	City Business	1:30
	<b>Other Major Items for Meeting:</b>			<b>Total Est. Time:</b>	4:00
March 25 Work Session (@2:00 p.m.) Special Called Meeting (Upon conclusion of the Work Session)	A. Overview and Updates - Solid Waste and Recycling Department	24-2603	Solid Waste	City Business	0:45
	B. Annual Comprehensive Financial Report	24-258	City Manager's Office	City Business	0:30
	C. Two Minute Pitch:	25-022	City Manager's Office	Council Request	0:30
	Closed Meeting Item(s):		Legal (if any)	City Business	0:30
	<b>Other Major Items for Meeting:</b>			<b>Total Est. Time:</b>	2:15
April 1 Joint Meeting with Denton ISD (@11:00 a.m.)	Closed Meeting Item(s):		Legal (if any)	City Business	0:30
	<b>Other Major Items for Meeting:</b>			<b>Total Est. Time:</b>	0:30
April 1 Work Session (@2:00 p.m.) Regular Called Meeting (@6:30 p.m.)	A. Audit of Recreation Facility Operations	25-339	Internal Audit	City Business	0:15
	B. Food Trucks	TBD	City Manager's Office	City Business	1:00
	C. Denton Police Department Annual Update and 2024 Annual Report	25-151	Police Department	City Business	0:45
	D. Water & Wastewater Resource Planning	25-149	Water/City Manager's Office	City Business	1:00
	E. Two Minute Pitch:	25-023	City Manager's Office	Council Request	0:30
	Closed Meeting Item(s):		Legal (if any)	City Business	0:30
<b>Other Major Items for Meeting:</b>			<b>Total Est. Time:</b>	4:00	
April 15 Work Session (@2:00 p.m.) Regular Called Meeting (@6:30 p.m.)	A. Remote Participation for P&Z	TBD	Marketing and Communications	Council Request	0:30
	B. Homelessness Response Audit	25-337	Internal Audit	City Business	0:30
	C. Homelessness Initiative Update Part 2	24-2043	City Manager's Office	City Business	1:00
	D. Community Shelter Update	TBD	City Manager's Office	City Business	1:00
	E. Two Minute Pitch:	25-024	City Manager's Office	Council Request	0:30
	Closed Meeting Item(s):		Legal (if any)	City Business	0:30
<b>Other Major Items for Meeting:</b>			<b>Total Est. Time:</b>	4:00	
May 6 Work Session (@2:00 p.m.) Regular Called Meeting (@6:30 p.m.)	A. Financial Policy Discussion	25-241	Finance	City Business	1:00
	B. Expiring Incentives	TBD	Economic Development	Council Request	0:30
	C. Two Minute Pitch:	25-025	City Manager's Office	Council Request	0:30
	Closed Meeting Item(s):		Legal (if any)	City Business	0:30
<b>Other Major Items for Meeting:</b>			<b>Total Est. Time:</b>	2:30	
May 13 Special Called Meeting - Canvassing (@12:00 p.m.)	Closed Meeting Item(s):		Legal (if any)	City Business	0:30
	<b>Other Major Items for Meeting:</b>			<b>Total Est. Time:</b>	0:30
May 20 Work Session (@2:00 p.m.) Regular Called Meeting (@6:30 p.m.)	A. Animal Services Euthanasia Policy and Schedule of Fees	TBD	Animal Services	City Business	1:00
	B. Audit of Public Works Maintenance	25-338	Internal Audit	City Business	0:30
	C. Audit of Parks Management and Planning	25-340	Internal Audit	City Business	0:30
	D. Denton Renewable Resource Plan	24-1910	Denton Municipal Electric	City Business	0:45
	E. Two Minute Pitch:	25-026	City Manager's Office	Council Request	0:30
	Closed Meeting Item(s):		Legal (if any)	City Business	0:30
<b>Other Major Items for Meeting:</b>			<b>Total Est. Time:</b>	3:45	
June 3 Work Session (@2:00 p.m.) Regular Called Meeting (@6:30 p.m.)	A. City Council Committee Assignments	TBD	City Secretary's Office	City Business	0:30
	B. Climate Action Plan Update	25-421	Environmental Services	City Business	0:30
	C. Fire Pension Audit	TBD	Finance	City Business	0:30
	D. Two Minute Pitch:	25-027	City Manager's Office	Council Request	0:30
	Closed Meeting Item(s):		Legal (if any)	City Business	0:30
<b>Other Major Items for Meeting:</b>			<b>Total Est. Time:</b>	2:30	
June 17 Work Session (@2:00 p.m.) Regular Called Meeting (@6:30 p.m.)	A. Countywide Vote Centers	TBD	City Secretary's Office	Council Request	0:30
	B. Mission, Vision, and Rebranding Initiative	TBD	Marketing	City Business	0:45
	C. Boards and Commissions Citizen Nominations	TBD	City Secretary's Office	City Business	0:30
	D. Two Minute Pitch:	25-028	City Manager's Office	Council Request	0:30
	Closed Meeting Item(s):		Legal (if any)	City Business	0:30
<b>Other Major Items for Meeting:</b>			<b>Total Est. Time:</b>	2:45	
Work Session To Be Determined	Leak Adjustment Ordinance	24-1632	Water Utilities	City Business	TBD
Council Priorities and Significant Work Plan Items to be Scheduled	Item	Dates	Departments	Type	Estimated Work
Approved Council Pitches to be Scheduled	Board of Ethics develop guidance for interactions with external partners	6/18/2024	Internal Audit	Work Session	CM Beck
	Amending master plans to renovate Civic Center Pool	10/15/2024	Parks & Recreation	Informal Staff Report	CM Beck
	Changes to the building code to make new homes EV and solar ready	11/19/2024	Development Services	Informal Staff Report	CM McGee
	Rooftop and wall gardens and solar panels on City buildings	12/3/2024	Facilities Management	Informal Staff Report	CM Beck
	Remote attendance for Planning and Zoning Commissioners	1/7/2025	Marketing and Communications	Work Session	Mayor Pro Tem Meltzer
	Fair Chance Hiring	2/4/2025	City Manager's Office	Informal Staff Report	CM McGee

\*This is for planning purposes only. Dates are subject to change.

# 1 Street Closure Report: Upcoming Closures

SCR Feb 24th - Mar 2nd

	Street/ Intersection	From	To	Closure Start Date	Closure End Date	Description	Department	Department Contact	Closure Type
1	Bell Ave N (3317)	Locust St N	Holly Creek	03/03/25	04/11/25	Curb Gutter / Sidewalk Repair	Streets	Roy San Miguel	Lane Closure
2	Lake Side Ct	Lake Country Dr	Cul v Sac	03/03/25	04/11/25	Sidewalk Repair	Streets	Roy San Miguel	Lane Closure
3	Precision Dr	Airport Rd	UNT Library Annex	04/01/25	07/31/25	Reconstruction	Engineering Other	Gio Pineiro	Full Closure
4	Riney Rd	Bonnie Brae St	Hardaway Rd	03/08/25	04/19/25	Contractor to install 12-inch waterline to provide water to the new DISD elementary school	Engineering	Jesus Perez	Full Closure
5	Spur Ct	Lake Country Dr	Cul v Sac	03/03/25	04/11/25	Sidewalk Repair	Streets	Roy San Miguel	Lane Closure

# 2 Street Closure Report: Current Closures

Street/ Intersection	From	To	Closure Start Date	Closure End Date	Description	Department	Department Contact	Closure Type
1 Aileen St	Panhandle St	Broadway St	09/27/24	02/28/25	Utility installations and pavement replacement.	Engineering	Scott Fetting	Full Closure
2 Audra Ln	Stockton St	Mockingbird Ln	02/24/25	03/21/25	Paving new addition street lane on Audra Lane and replacing street panel on existing roadway where 8-inch water tap was performed.	Private Development Public Works Inspections	Zabdiel Mota	Lane Closure
3 Audra Ln	Stockton St	Mockingbird Ln	07/29/24	05/09/25	Connection new storm drainage to existing City of Denton drainage.	Private Development	Zabdiel Mota	Lane Closure
4 Ave A	Collins St	Eagle Dr	10/08/24	03/01/25	Utility installations and pavement replacement.	Engineering	Scott Fetting	Full Closure
5 Ave A	Eagle Dr	Highland St	02/03/25	07/01/25	Utility installations and pavement replacement.	Engineering	Scott Fetting	Rolling Closure
6 Ave B	Fannin St	Margie St	11/22/24	02/28/25	Pavement replacement	Engineering	Scott Fetting	Full Closure
7 Ave C	Eagle Dr	Highland St	08/26/24	03/01/25	Pavement replacement.	Engineering	Scott Fetting	Full Closure
8 Bernard St	Lindsey St	Fannin St	08/26/24	04/30/25	Utility installations and pavement replacement.	Engineering	Scott Fetting	Rolling Closure
9 Bonnie Brae St	FM1515	Walt Parker Dr	01/06/25	06/30/25	Utility installations and pavement replacement.	Engineering	Scott Fetting	Full Closure
10 Clover Ln	Robinwood Ln	Glenwood Ln	11/12/24	05/18/25	Full Road Reconstruction	Engineering	Sheldon Gatewood	Full Closure
11 Collins St	Ave A	Bernard St	08/26/24	02/28/25	Utility installations and pavement replacement.	Engineering	Scott Fetting	Full Closure
12 Congress St.	Ponder Ave.	Coit St.	02/03/25	07/01/25	Utility installations and pavement replacement.	Engineering	Scott Fetting	Full Closure
13 Crescent St	Carroll Blvd	Bolivar St	01/24/25	07/01/25	Utility installations and pavement replacement.	Engineering	Scott Fetting	Full Closure
14 Duncan St	Smith St	Kerley St	02/21/25	03/07/25	Water Utility Line Repairs	Public Works Inspections	Kirk Winter	Lane Closure
15 Eagle Dr	Central Ave	Ave A	02/17/25	02/28/25	Utility installations and pavement replacement.	Engineering	Scott Fetting	Full Closure
16 Emery St	Alice St	Dead End (West of Fulton)	02/03/25	07/01/25	Utility installations and pavement replacement.	Engineering	Scott Fetting	Full Closure
17 Evening Wind Rd	Bishop Pine Rd	Dessert Willow	01/13/25	03/14/25	Concrete Panels and SideWalk Repair	Streets	Roy San Miguel	Lane Closure
18 Fannin St	Ave A	Ave B	12/09/24	02/28/25	Storm Drain being installed	Public Works Inspections	Collin Cole	Lane Closure
19 Fulton St	Cordell St	Emery St	02/03/25	07/01/25	Utility installations and pavement replacement.	Engineering	Scott Fetting	Full Closure
20 Hickory Creek Rd	Riverpass Dr	FM 1830	03/13/23	12/31/25	Bridge Installation	Engineering	Tracy Beck	Full Closure
21 Hidden Path Ln (7808)	White Dove Ln	Montecito Dr	01/27/25	03/07/25	Concrete Panel and Sidewalk Repair	Streets	Roy San Miguel	Lane Closure
22 Hill St	Smith St	Mill St	02/21/25	03/14/25	Water Utility tie-in	Public Works Inspections	Kirk Winter	Lane Closure
23 Hillcrest St	Panhandle St	Crescent St	12/27/23	02/28/25	Utility installations and pavement replacement.	Engineering	Scott Fetting	Full Closure
24 Houston Pl	Thomas St	Bradley St	09/27/24	02/28/25	Utility installations and pavement replacement.	Engineering	Scott Fetting	Full Closure
25 Kenwood St	Wilderness St	Fox Hollow	11/18/24	03/28/25	Reconstruction of the road curb and gutter mill subgrade stabilization	Streets	Jesus Rodriguez	Full Closure
26 Margie St	Ave A	Ave B	11/01/24	02/28/25	Utility installations and pavement replacement.	Engineering	Scott Fetting	Full Closure
27 Marietta St	Oak St W	Scripture St	09/27/24	03/31/25	Utility installations and pavement replacement.	Engineering	Scott Fetting	Full Closure
28 Morse St	Loop 288	Mayhill Rd	12/02/24	06/27/25	Water Line Replacement and Road Reconstruction	Public Works Inspections Streets Water	Kristine Stewart	Lane Closure
29 Mulberry St	Welch St	Bernard St	11/29/24	03/31/25	Utility installations and pavement replacement.	Engineering	Scott Fetting	Full Closure
30 Nautical Ln	Hickory Creek Rd	Ocean Dr	01/02/25	02/28/25	Water and Storm line tie ins	Private Development	Gavin Petner	Lane Closure
31 Ocean Dr	Atlantic Dr	Nautical Ln	01/02/25	02/28/25	Sanitary Sewer install	Private Development	Gavin Petner	Full Closure
32 Panhandle St	Ector St	Aileen St	09/27/24	03/31/25	Utility installations and pavement replacement.	Engineering	Scott Fetting	Full Closure
33 Pinto Dr (2820)	Paint Dr	at Intersection	02/24/25	03/28/25	Street Panels and Sidewalk Repair	Streets	Roy San Miguel	Lane Closure

	Street/ Intersection	From	To	Closure Start Date	Closure End Date	Description	Department	Department Contact	Closure Type
34	Robinwood Ln	Live Oak	Kayewood Dr	01/27/25	02/28/25	Road reconstruction (Milling and C/G Removal, Stabilization)	Engineering	Sheldon Gatewood	Full Closure
35	Robinwood Ln	Emerson Ln	Live Oak St	11/12/24	05/16/25	Full Road Reconstruction	Engineering	Sheldon Gatewood	Full Closure
36	Sunset St	University Dr W	Anna St	01/20/25	04/30/25	Utility installations and pavement replacement.	Engineering	Scott Fetting	Full Closure
37	Thomas St	Panhandle St	Emery St	10/11/24	03/31/25	Utility installations and pavement replacement.	Engineering	Scott Fetting	Full Closure
38	Unicorn Lake Blvd	State School Rd	Wind River Ln	12/17/24	02/28/25	Water and Sanitary Sewer tie ins	Private Development	Gavin Petner	Lane Closure
39	Walnut St E	Locust St S	Austin St S	02/25/25	02/25/25	Crane replacing HVAC on Wells Fargo building	Other	Patrick Nunley	Full Closure
40	Welch St	Highland St	Hickory St	08/26/24	04/30/25	Utility installations and pavement replacement.	Engineering	Scott Fetting	Rolling Closure
41	Welch St	Chestnut St	Mulberry St	02/03/25	07/01/25	Utility installations and pavement replacement.	Engineering	Scott Fetting	Full Closure
42	Welch St S	Eagle Dr	Hickory St	06/03/24	05/31/25	Utility installations and pavement replacement.	Engineering	Scott Fetting	Full Closure
43	Westway St	Anna St	Bolivar St	01/24/25	05/01/25	Utility installations and pavement replacement.	Engineering	Scott Fetting	Full Closure
44	Willowood St	Westwood Dr	Leslie St	01/16/25	02/28/25	Sanitary sewer, water and storm sewer install	Private Development	Gavin Petner	Lane Closure

# 3 Street Closure Report: Completed Closures

Street/ Intersection	From	To	Closure Start Date	Closure End Date	Description	Department	Department Contact	Closure Type
1 Bonnie Brae St	Birch Grove Bend	Vintage Blvd	01/24/25	02/21/25	pavement removal and infrastructure installation	Public Works Inspections	Kirk Winter	Lane Closure
2 Bonnie Brae St N	Oak St	Hickory St	02/10/25	02/21/25	Concrete poles install on that corner for DME	Public Works Inspections	John Cantu	Lane Closure
3 Bonnie Brae St S	National Wholesale (south of RR Tracks)	Parvin Rd	02/12/25	02/15/25	Installation of Sanitary Sewer line crossing under Bonnie Brae - Access to Natl Wholesale from the north end only.	Engineering	Robin Davis	Full Closure
4 Desert Willow Dr	Silktree Ct	@ Intersection	01/13/25	02/06/25	Sidewalk and ADA Repair	Streets	Roy San Miguel	Lane Closure
5 Dunes St	Dunes Ct	@ Intersection	01/27/25	02/14/25	Removing asphalt and placing valley gutter in the eastern portion of the intersection on Dunes St	Engineering	Taylor Holt	Full Closure
6 Eagle Dr	Beatty St	Central Ave	11/25/24	02/14/25	Utility installations and pavement replacement.	Engineering	Scott Fettig	Rolling Closure
7 Emerald Trace Dr	Shagbank Dr	Ridgehurst Ln	01/24/25	02/21/25	pavement removal and infrastructure installation	Public Works Inspections	Kirk Winter	Full Closure
8 Mockingbird Ln	Howard Ct	Lance Ln	01/06/25	02/07/25	Sidewalk and ADA repair	Streets	Roy San Miguel	Lane Closure
9 Pickwick Ln	Oxford Lane	@ Intersection	01/27/25	01/31/25	Removing asphalt and placing valley gutter in the eastern portion of the intersection on Pickwick Ln.	Engineering	Taylor Holt	Full Closure
10 Ridgehurst Ln	Bonnie Brae St	Emerald Trace Dr	01/24/25	02/21/25	pavement removal and infrastructure installation	Public Works Inspections	Kirk Winter	Full Closure
11 Ryan Rd	Country Club Rd	Montecito Dr	01/17/25	01/24/25	Hydroexcavation of existing utilities	Public Works Inspections	Caitlin Brown	Rolling Closure
12 Shagbank Dr	Homebeam St	Emerald Trace Dr	01/24/25	02/21/25	pavement removal and infrastructure installation	Public Works Inspections	Kirk Winter	Full Closure
13 Smith St	Hill St	Duncan St	12/11/24	01/27/25	Manhole Installation in the street and water taps	Public Works Inspections	Tasheba Jones	Lane Closure
14 Texas st	Bell Ave	Oakland St	02/08/25	02/17/25	Driver pipeline replacing valley gutter	Public Works Inspections	Alexander Cervantes	Full Closure